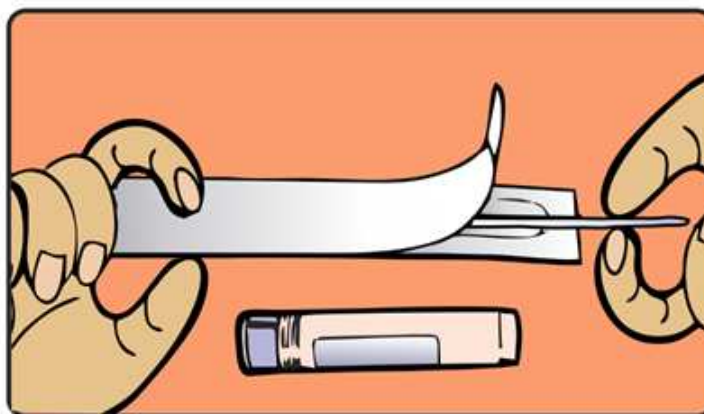


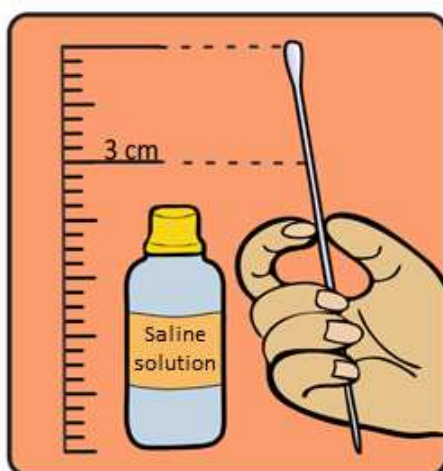
Instructions for anal HPV collection



1. Wash your hands



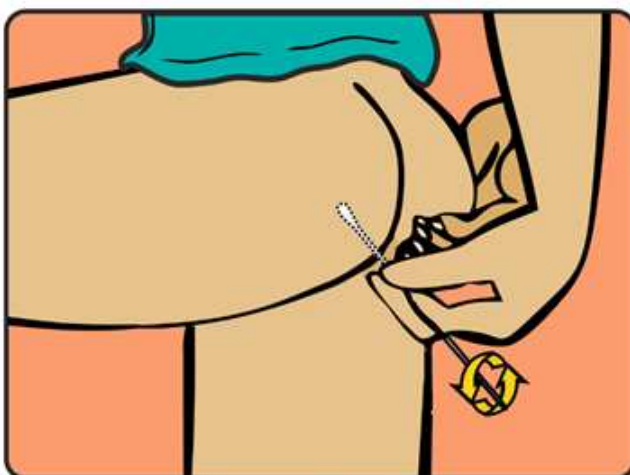
2. Unwrap the swab without touching it in anything



3. Hold it by the stem and soak it with saline solution



4. Stay in a comfortable position and use one hand to suspend the buttock



5. Insert 3 cm of the swab and rotate 3 to 4 times. Remove the cotton swab and give it to the health professional

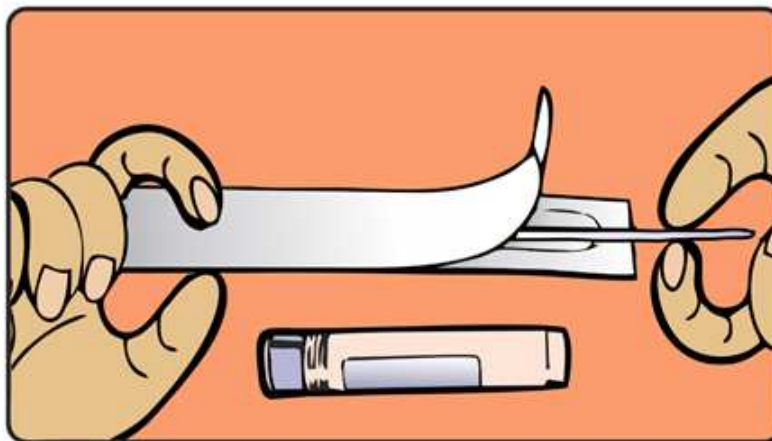


6. Wash your hands again.

Instructions for penile HPV collection



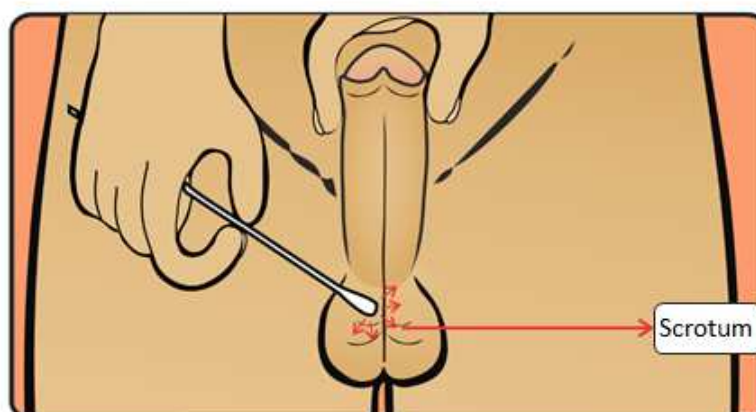
1. Wash your hands



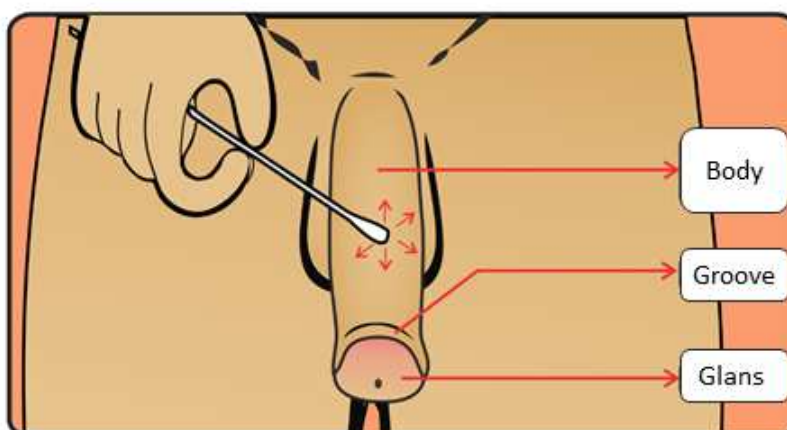
2. Unwrap the swab without touching it in anything



3. Hold it by the stem and soak it with saline solution



4. Rub the swab firmly several times throughout the scrotum



5. Firmly rub the swab several times into the body of the penis. Pull the skin of the penis back and rub the swab on the entire glans, groove and exposed region. Give the swab to the health professional without touching it in anything



The swab should be rubbed throughout the entire surface of penis and scrotum