


BMJ Open Measuring physician practice, preparedness and preferences for genomic medicine: a national survey

Amy Nisselle ^{1,2}, Emily A King,^{1,2} Belinda McClaren,^{1,2} Monika Janinski,¹ Sylvia Metcalfe,^{1,2} Clara Gaff,^{1,2} Australian Genomics Workforce & Education Working Group

To cite: Nisselle A, King EA, McClaren B, *et al.* Measuring physician practice, preparedness and preferences for genomic medicine: a national survey. *BMJ Open* 2021;11:e044408. doi:10.1136/bmjopen-2020-044408

► Prepublication history and supplemental material for this paper is available online. To view these files, please visit the journal online (<http://dx.doi.org/10.1136/bmjopen-2020-044408>).

AN and EAK are joint first authors.

Received 03 September 2020
Accepted 27 May 2021



© Author(s) (or their employer(s)) 2021. Re-use permitted under CC BY-NC. No commercial re-use. See rights and permissions. Published by BMJ.

¹Australian Genomics, Genomics in Society, Murdoch Children's Research Institute, Parkville, Victoria, Australia

²Department of Paediatrics, The University of Melbourne Faculty of Medicine Dentistry and Health Sciences, Parkville, Victoria, Australia

Correspondence to
Professor Clara Gaff;
cgaff@unimelb.edu.au

ABSTRACT

Objective Even as genomic medicine is implemented globally, there remains a lack of rigorous, national assessments of physicians' current genomic practice and continuing genomics education needs. The aim of this study was to address this gap.

Design A cross-sectional survey, informed by qualitative data and behaviour change theory, to assess the current landscape of Australian physicians' genomic medicine practice, perceptions of proximity and individual preparedness, and preferred models of practice and continuing education. The survey was advertised nationally through 10 medical colleges, 24 societies, 62 hospitals, social media, professional networks and snowballing.

Results 409 medical specialists across Australia responded, representing 30 specialties (majority paediatricians, 20%), from mainly public hospitals (70%) in metropolitan areas (75%). Half (53%) had contacted their local genetics services and half (54%) had ordered or referred for a gene panel or exome/genome sequencing test in the last year. Two-thirds (67%) think genomics will soon impact their practice, with a significant preference for models that involved genetics services ($p<0.0001$). Currently, respondents mainly perform tasks associated with pretest family history taking and counselling, but more respondents expect to perform tasks at all stages of testing in the future, including tasks related to the test itself, and reporting results. While one-third (34%) recently completed education in genomics, only a quarter (25%) felt prepared to practise. Specialists would like (more) education, particularly on genomic technologies and clinical utility, and prefer this to be through varied educational strategies.

Conclusions This survey provides data from a breadth of physician specialties that can inform models of genetic service delivery and genomics education. The findings support education providers designing and delivering education that best meet learner needs to build a competent, genomic-literate workforce. Further analyses are underway to characterise early adopters of genomic medicine to inform strategies to increase engagement.

INTRODUCTION

Genomic sequencing is shifting from the realm of research to healthcare.¹ A recent review identified five models for the provision

Strengths and limitations of this study

- The survey tool is based in behaviour change theory and developed from empirical data to capture patterns of genomic practice and preferences, allowing comparisons across different settings and change over time.
- We employed an extensive, multistaged and overlapping recruitment strategy at a national level to reach as many Australian medical specialists and trainees as possible.
- We successfully gathered data from over 30 specialties, the broadest sample reported in the literature to date.
- Our sample is still relatively small, and over-represented for older specialists and those working in rural and remote areas, which may influence the findings.
- Our study is the first to investigate the genomics education and training needs and preferences of a national sample of a broad range of medical specialties.

of genetic testing globally, including genetics services led by geneticists, referral by primary care physicians to genetics services, and medical specialist-led testing.² The shortage of a specialist genetic workforce suggests that medical specialist-led testing will be necessary.^{3,4} A scoping review of genetic specialist workforces internationally emphasised the need for a medical specialist-led model, noting education as a driver of workforce capacity.⁵

A national alliance of over 80 partner organisations, Australian Genomics, formed in 2016 to conduct research supporting adoption of genomics into Australian healthcare.⁶ At that time, microarray analysis and a limited number of single gene tests were reimbursed through the federally funded Medicare Benefit Scheme (MBS). Genomic sequencing tests were largely available through research studies or patient funding until 2020, when

exome/genome sequencing (E/GS) for certain conditions was included on the MBS.⁷

Despite national initiatives driving the use of germline genomic tests by medical specialists not qualified in genetics, there are indications that physicians may prefer to refer to genetics services.^{8,9} Cumulative evidence indicates a lack of physician confidence in genomic medicine and low rates of clinical adoption of genomic testing.¹⁰ Studies investigating practice and preparedness span specialties and countries: Dutch cardiologists,¹¹ European obstetricians and paediatricians,¹² Wisconsin physicians,¹³ British gastroenterologists,¹⁴ Australian intensivists⁸ and neurologists worldwide.¹⁵ However, there are no national studies surveying a range of specialties.

Education strategies have been proposed or implemented to support medical professionals' genomic medicine knowledge and skills.^{16,17} Following medical school training,^{18,19} continuing professional development (CPD), whether accredited or not, aims to supplement knowledge and skills for those already in practice.^{20,21} To inform Australian national strategy and local development of genomics CPD, a needs assessment inclusive of a multiple specialties across diverse contexts is required. We previously reported development of a survey underpinned by qualitative data and an empirically derived framework of behaviour change in which capability, opportunity and motivation influence, and are influenced by, behaviour (the COM-B model).²²

Here, we describe comprehensive deployment of this survey nationally to multiple medical specialties. We present a snapshot of the current landscape of Australian specialists' genomic medicine practice, perceptions of proximity of genomic medicine and individual preparedness, and preferred models of practice and continuing education.

METHODS

In Australia, after obtaining a medical degree, doctors undertake specialty training.²³ This typically involves completing 3 years of basic training ('Basic Trainee'), followed by 3 years of advanced training ('Advanced Trainee'). Medical colleges provide the training relevant to the medical specialty, for example, the Royal Australasian College of Surgeons trains surgeons, the Royal Australasian College of Physicians trains physicians, etc. Exposure to genetics/genomics varies across training programmes. After successful completion of final college examinations, they become a fellow of the relevant medical college. Recognising that the term 'physician' has different meanings in different countries, here we define 'physicians' as doctors whose primary affiliation is with the Royal Australasian College of Physicians. Medical professionals may work in public hospitals, which are the responsibility of state governments and/or privately. Patients receive some reimbursement for private consultations and specified pathology tests through the Federal Government's MBS. At the time of the survey, there were

20 genetics conditions for which tests were reimbursed through the MBS (see online supplemental table S1). Clinical genetics services provide screening, diagnostic and genetic counselling services to patients on referral by a medical practitioner. They are based primarily in publicly-funded hospitals and staffed by health professionals trained in genetics (eg, clinical geneticists, genetic counsellors). Here, we focus on the non-genetic medical workforce and as such define 'medical specialists' as medical doctors who are trained or in training for a specialty other than clinical genetics. We excluded general practitioners (family physicians) who practise general medicine in the community and genetic specialists (eg, clinical geneticists and genetic counsellors) as separate studies were conducted for those subspecialties.⁴ (Cusack *et al*, Australian Journal of General Practice, in press). We also excluded radiologists and pathologists as in Australia they typically perform investigations rather than requesting genomic tests and oncologists, as they are the focus of other ongoing national studies.

Details of survey development, domains and the full set of questions have been reported elsewhere.^{20,24} In brief, the survey is informed by the COM-B model and includes 28 questions across five key domains: personal characteristics, current practice with genomic medicine, perception of preparedness to practice genomic medicine, perception of how proximal genomic medicine is to clinical practice and preferences for future models of practice and education. We defined 'genomic medicine' as the use of testing that investigates many regions of the genome at once, such as gene panels and E/GS, but excluding non-invasive prenatal testing using sequencing technologies. The scope of the survey was testing to investigate genetic conditions. The survey was deployed electronically from February to September 2019 using Research Electronic Data Capture software hosted at the Murdoch Children's Research Institute.²⁵

Respondents provided consent by completing the initial screening and consent question.

Recruitment

Inclusion criteria

Medical specialists were eligible to complete the survey if they had commenced or completed their specialist training and were currently practising clinically in Australia.

Recruitment was staged through

- Relevant medical colleges (March–June 2019) and societies/associations (April–June 2019)
- Hospitals (June–October 2019). One hundred and thirty-two hospitals were identified from the 'MyHospitals' search tool on the Australian Institute of Health and Welfare website²⁶ to represent both public and private hospitals in metropolitan, regional and rural settings across all Australian states.
- Social media (June–July 2019). Three tweets were posted on the Australian Genomics Twitter account (<https://twitter.com/AusGenomics>) over 10 business

days, then this process was repeated twice, with approximately 1 week between each cluster of tweets. Content referenced specific survey questions or preliminary data to pique interest of potential participants. For example, 'Early survey results suggest that even though medical specialists are ordering #genomic tests for their #patients, many don't feel #prepared for #genomicmedicine. We want to know how you feel (LINK)' or 'Do you feel ready for #genomics in #clinicalpractice? We want to hear from Australian medical specialists (LINK)'.

- Investigator networks of national and state-based genomics initiatives, Australian Genomics and Melbourne Genomics (July 2019).

Medical colleges, societies and hospitals circulated information about the study to their membership or staff using regular communication channels, for example, newsletters, e-bulletins, emails, etc. Information was circulated up to three times per organisation, dependent on advertising charges, perceived responder burden and/or internal timelines. The information included a brief description of the study, ethics approval and a link to access the online survey. Recruitment also included professional networks and snowball sampling throughout, with all contacts asked to retweet Australian Genomics tweets if possible. All respondents were asked to share the survey with relevant colleagues.

Data cleaning and analysis

Data were exported to, cleaned and then analysed in Stata 16.0. Cleaning involved removing surveys completed by ineligible respondents or surveys with no data beyond demographic questions. For analysis, career stage was grouped into Basic Trainee, Advanced Trainee or Fellow, as defined above. Specialists were grouped according to self-reported primary college affiliation. All categorical questions included an open-ended text option for 'Other'; qualitative data provided for these questions were reviewed by three researchers (AN, EAK and MJ) and recoded into existing response categories if possible (see online supplemental table S2). Representative quotes are provided in (online supplemental table S3) for illustrative purposes where they enhance the understanding of the quantitative results.

Descriptive and inferential statistics were used to analyse the data, including two-sample tests of proportions, χ^2 or Fisher's exact tests as appropriate to data characteristics. A $p < 0.05$ was considered significant. When determining representativeness of the sample, data were referenced against Medical Board of Australia Registrant data,²⁷ the National Medical Training Advisory Network^{28 29} and the National Health Workforce Dataset.³⁰

RESULTS

Recruitment and response rates

As shown in figure 1, recruitment strategies were staggered and overlapping from March to October 2019.

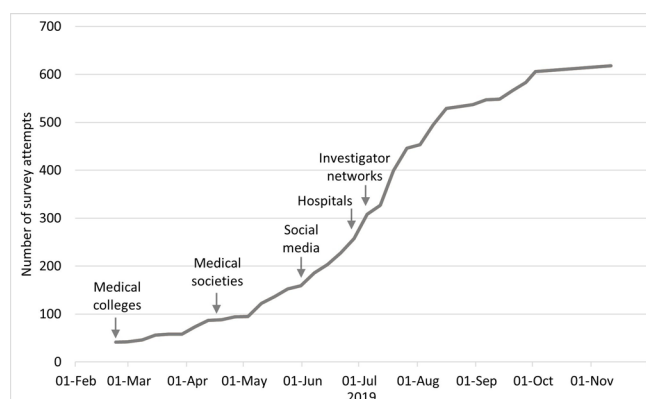


Figure 1 Number of survey attempts shown with recruitment strategies and timelines after pilot data were complete (n=41). Recruitment start dates are shown and overlapped from March to October 2019 (as described in the methods). Snowball recruitment may have continued beyond these periods (eg, forwarding a newsletter or retweeting) but this could not be monitored.

All 10 Australian medical colleges and 24 of 55 medical societies/associations approached agreed to advertise the survey. Of 132 health networks (functional or geographical groups of Australian public hospitals defined by the relevant State Government) and hospitals contacted,³¹ 62 agreed to advertise the survey (67.6% of metropolitan hospitals and 42.9% of remote hospitals), which was subsequently shared with staff at a total of 74 hospitals. There were an estimated 37 000 trainees and fellows in our target specialty audiences at the time of the survey.²⁷ However, using diverse recruitment approaches that could target one individual in several ways and at several time points meant that it was not possible to determine how many medical specialists were aware of the survey during the recruitment period.

Sample characteristics and representativeness

Of 617 attempts at survey responses, 54 did not meet the inclusion criteria and 154 did not complete any questions beyond consent to participate (see online supplemental figure S1). A total of 409 responses were therefore included in analyses. Totals differ across questions due to opportunity to provide more than one response, missing data or attrition; where this has occurred, the denominator has been described.

Table 1 presents respondent demographics compared with reference data from the Medical Board of Australia,²⁷ the National Medical Training Advisory Network^{28 29} and the National Health Workforce Dataset.³⁰ Our sample had slightly less males ($p=0.039$), was under-represented for 25–34 year olds ($p<0.0001$), and over-represented for 55–64 year olds ($p<0.0001$). As would be expected from this age bias, there was a smaller proportion of Basic and Advanced Trainees than expected from the reference data and a larger proportion of Fellows ($p<0.0001$). Our sample was broadly representative of primary work locations of medical specialists across Australia. Of the eight Australian states and territories, one was over-represented

Table 1 Description of the sample and representativeness (n=409)

	Respondents		Reference data		
Characteristic	n (%)	95% CI	N (%)	95% CI	P value
Gender*					
Male	213 (52.1)	47.2 to 56.9	61 700 (57.1)	56.8 to 57.4	0.039
Female	185 (45.2)	40.4 to 50.1	46 281 (42.9)	42.6 to 43.2	0.33
Prefer not to answer	11 (2.7)	1.5 to 4.8	–	–	–
Age*					
≤24 years	–	–	398 (0.4)	–	
25–34 years	29 (7.1)	4.6 to 9.6	26 827 (24.8)	24.6 to 25.1	<0.0001
35–44 years	114 (27.9)	23.5 to 32.2	28 431 (26.3)	26.1 to 26.6	0.4794
45–54 years	123 (30.1)	25.6 to 34.7	22 415 (20.8)	20.5 to 21.0	<0.0001
55–64 years	103 (25.2)	21.2 to 29.6	18 060 (16.7)	16.5 to 17.0	<0.0001
≥65 years	40 (9.8)	7.2 to 13.1	11 852 (11.0)	10.8 to 11.2	0.4398
Trainee level†					
Basic trainee	9 (2.2)	1.3 to 4.6	5858 (12.1)	11.8 to 12.4	<0.0001
Advanced trainee	18 (4.4)	2.6 to 6.7	8890 (18.3)	18.0 to 18.7	<0.0001
Fellow	382 (93.4)	89.9 to 95.0	33 749 (69.6)	69.2 to 70.0	<0.0001
Australian state or territory*‡					
Australian Capital Territory	28 (6.9)	4.4 to 9.3	702 (1.9)	1.8 to 2.0	<0.0001
New South Wales	119 (29.1)	24.7 to 33.5	11 566 (31.2)	30.7 to 31.7	0.3622
Northern Territory	8 (2.0)	0.6 to 3.3	373 (1.0)	0.9 to 1.1	0.0568
Queensland	75 (18.3)	14.8 to 22.4	7320 (19.7)	19.3 to 20.1	0.4777
South Australia	20 (4.9)	2.8 to 7.0	2896 (7.8)	7.5 to 8.1	0.0283
Tasmania	13 (3.2)	1.5 to 4.9	759 (2.0)	1.9 to 2.2	0.1091
Victoria	119 (29.1)	24.7 to 33.5	9,952 (26.8)	26.4 to 27.3	0.3063
Western Australia	26 (6.4)	4.0 to 8.7	3510 (9.5)	9.2 to 9.8	0.0324
Primary work location‡§					
Major city	306 (75.0)	70.6 to 79.0	72 304 (79.2)	78.9 to 79.4	0.0391
Inner regional	59 (14.5)	11.4 to 18.2	12 422 (13.6)	13.4 to 13.8	0.6127
Outer regional	31 (7.6)	5.4 to 10.6	5299 (5.8)	5.7 to 6.0	0.1216
Remote	10 (2.5)	1.3 to 4.5	865 (1.0)	0.9 to 1.0	0.0018
Very remote	2 (0.5)	0.1 to 2.0	376 (0.4)	0.4 to 0.5	0.8048
Primary employer¶					
Public hospital or healthcare provider	288 (70.4)	65.8 to 74.7			
Private hospital or healthcare provider	17 (4.2)	2.6 to 6.6			
Self-employed/ private practice	83 (20.3)	16.7 to 24.5			
Other (government, research institute, etc)	21 (5.1)	3.4 to 7.8			

*Reference data: Registration Data Table 2019.²⁷†Reference data: Medical Education and Training in Australia.²⁹

‡n=408 for state and location.

§Reference data: Medical Workforce Factsheet 2016.³⁰

¶There were no comparable reference data for this category.

(Australian Capital Territory; $p<0.0001$) and two were under-represented (South Australia; $p=0.028$); Western Australia; $p=0.032$). Although three-quarters of respondents worked in a major city, those working in remote

regions were significantly over-represented in our sample ($p=0.0018$). The majority of respondents were primarily employed at public hospitals or healthcare providers. A quarter of respondents had been involved in a genomics

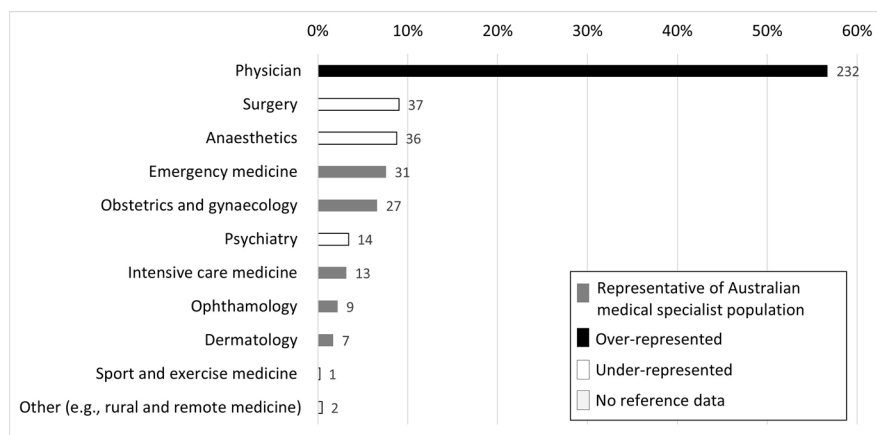


Figure 2 Proportion of each reported primary specialty in the sample (n=409) grouped by primary medical college affiliation. Grey bars signify specialties where proportions were representative of the medical specialist population when compared with reference data.²⁷ The black bar signifies a specialty which was over-represented (physicians; $p<0.0001$). White bars signify specialties which were under-represented: anaesthesiology ($p=0.002$), psychiatry ($p<0.0001$) and surgery ($p<0.0001$). The reference data did not include a classification for 'rural and remote medicine', so representativeness could not be determined for this specialty (pale grey bar).

research project in the last 5 years (n=96, 24.7%). Of these, respondents were involved in clinical (83.3%), laboratory (49.0%), bioinformatics (15.6%) and/or social science (6.3%) projects. Only 7.2% of respondents indicated that they were affiliated with any state-funded or federally funded genomic health alliances. Figure 2 describes proportions of respondent specialties, compared with the proportions expected from reference data.²⁷ The largest group of respondents were physicians, totalling 232 (56.7%) responses. Our sample was representative of most specialties with some exceptions: there were more physicians ($p<0.0001$) and fewer anaesthetists ($p=0.002$), psychiatrists ($p<0.0001$) and surgeons ($p=0.0001$).

Current practice in genomic medicine

Respondents (n=387) answered a series of questions about their current practice in genomic medicine. Just over half of respondents had contacted their local genetics service in the last 12 months (n=203, 52.5%), although this was relatively infrequent, with one-third of these 203 respondents indicating this was once or twice in the last 12 months (36.6%). The main reasons for contacting genetics services included: seeking information about a suspected genetic condition (48.0%), advice on how to refer a patient (42.6%) and choosing which genetic or genomic test to order (38.1%). Of those who had not contacted clinical genetics, the majority indicated that this was because they had not yet needed advice (73.5%).

Over half of respondents (n=208, 53.9%) had engaged in genomic sequencing testing in the last 12 months by either ordering a gene panel or E/GS, or referring a patient to a genetics service for those tests. Nearly a third of respondents (n=121, 31.3%) had ordered at least one of these tests, with 29.0% (n=112) ordering a gene panel and 13.0% (n=50) ordering E/GS. When asked about frequency of ordering each test in the previous year, the most common response was once or twice for both gene

panels (n=42/112, 37.5%) and E/GS (n=23/50, 46.0%). In contrast, 112 respondents (29.0%) had ordered a microarray in the previous year, most commonly monthly (n=41/112, 36.6%). Funding for tests varied (online supplemental table S4), with microarray tests often funded by the MBS, gene panel tests by the institute/hospital and E/GS tests by research grants. Overall, 63.3% of respondents (n=245/387) had engaged in genetics/genomics in one or more ways: contacting their genetics service, or ordering or referring for a microarray, gene panel or E/GS test.

Respondents were asked to reflect on their confidence about genomic concepts and skills (figure 3). Medical specialists reported the highest level of confidence when taking a family history to elicit information about genetic conditions, and lowest for knowledge about genomics. There was greatest variation in their confidence to make decisions based on genomic information (IQR=2–7).

Current practice compared with expected future practice in genomic medicine

Overall, two-thirds of respondents think genomics will impact their practice in the next 2 years (n=199/298, 66.8%). Of those medical specialists who think their practice will be impacted, they anticipate it will change the way they manage patients (n=177/199, 88.9%) and practice medicine (n=151/199, 75.8%), more so than impact on workload (n=86/199, 43.2%). For respondents who felt genomics would not impact their practice in the next 2 years (n=50/298, 16.8%), open-text comments (n=47) suggested this was due to perceived relevance to their specialty, timing and/or pragmatic issues of service delivery (see online supplemental table S3). The remaining 49/298 (16.4%) respondents were 'unsure'.

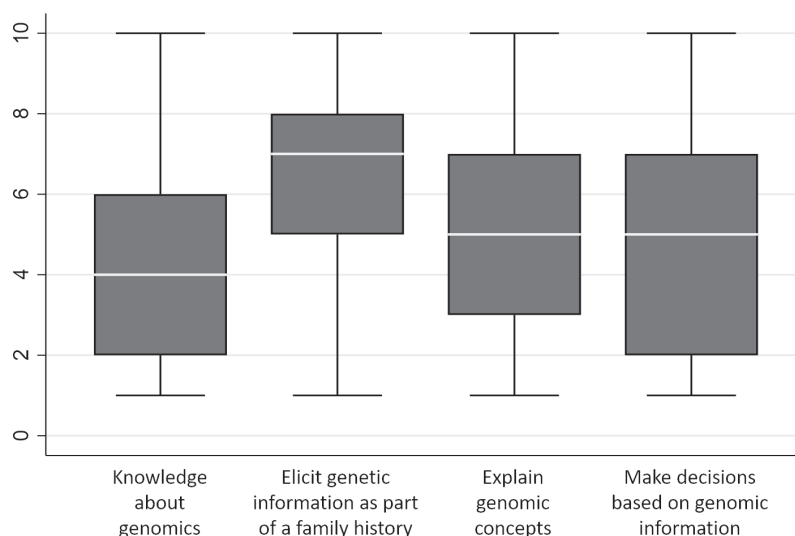


Figure 3 Average confidence about genomic concepts and skills on a scale of 1 ‘not at all confident’, 5 ‘neutral’ to 10 ‘very confident’ (n=273). Boxes represent the interquartile ranges with minimum and maximum value; medians are shown as white bars.

More respondents currently perform clinical activities before and after E/GS testing (figure 4, n=314, 10.6% to 80.3% across these steps) than are involved in non-clinical activities directly related to the test itself (6.7% to 17.0%). Similar patterns were seen in their expectations of the steps they would perform in the future if they had adequate education, training and support: 40.8% expect to perform all pretest steps and 23.1% all post-test steps, while 40.3%

do not expect to perform any steps relating to the test itself. Notably, there were significant increases in the proportion of specialists who expect to perform each step in future practice ($p \leq 0.004$ across all steps), with the exception of eliciting phenotypic information about genetic conditions as part of a family or medical history for the purpose of assisting with variant interpretation, which was already high (80.3% current, 83.4% future; $p=0.3$).

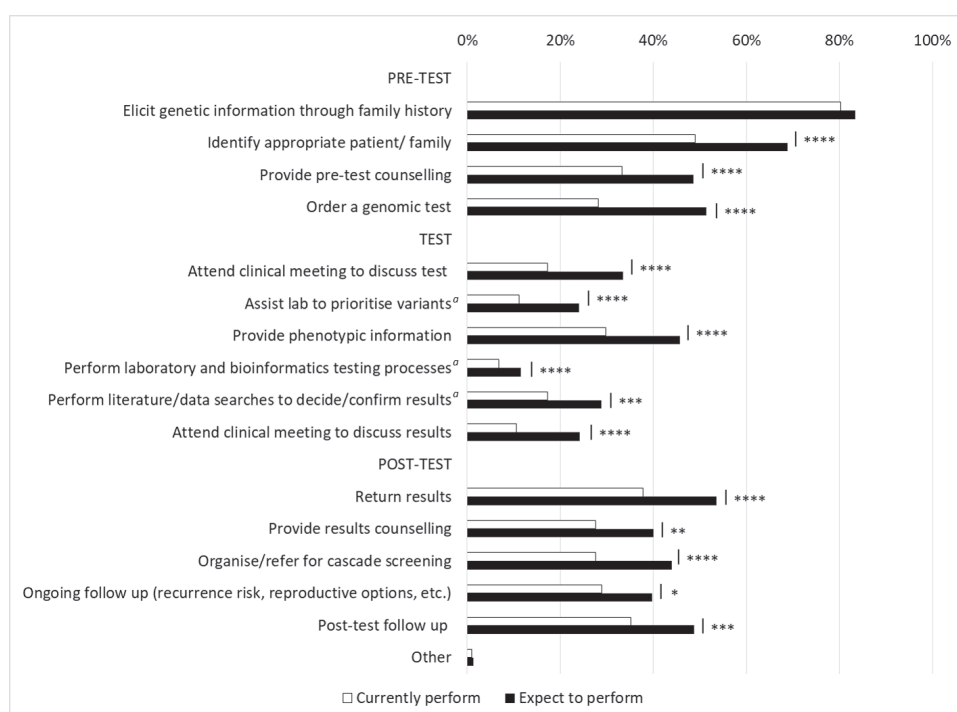


Figure 4 Steps in genomic testing that respondents (n=314) currently perform (white bars) compared with steps they expect to perform in the future, if they had adequate support, education and training (black bars). Non-clinical steps are indicated by ^a. Differences between proportions for ‘currently perform’ and ‘expect to perform’ are indicated by * $p=0.004$, ** $p=0.001$, *** $p=0.0006$, **** $p<0.0001$. The difference for the first step—elicit genetic information through family history—was not significant ($p=0.3$). The full wording of each step is provided in online supplemental table S5.

Table 2 Medical specialists' preferred models for delivering a genomic sequencing test in inpatient and outpatient settings (n=218)

	Inpatient n=178*		Outpatient n=195*	
	n (%)	95% CI	n (%)	95% CI
You initiate testing and discuss results with patients/families	4 (2.3)	0.6 to 5.6	8 (4.1)	1.8 to 7.9
You initiate testing and discuss results with patients/families, with support from a clinical genetics team as needed	43 (24.2)	18.2 to 31.1	49 (25.1)	19.2 to 31.8
You refer to a clinical genetics team to initiate testing and discuss results with patients/families	68 (38.2)	31.0 to 45.8	87 (44.6)	37.5 to 51.9
You do not see, and do not expect to see, patients who would benefit from genomic testing	33 (18.5)	13.1 to 25.0	23 (11.8)	7.6 to 17.2
Unsure at this stage	30 (16.9)	11.7 to 23.2	28 (14.4)	9.8 to 20.1

*A total of 218 respondents completed this question, indicating a preference for either the inpatient or outpatient setting or both.

Preferred future models for delivering genomic medicine

When reflecting on preferred models for delivering genomic medicine in the future, the model most often selected by respondents was referral to their local genetics services to initiate testing and discuss results (table 2). This was the case for both inpatient and outpatient settings. The second most preferred model was delivering testing with support from a local genetics service. The type of support included: advice on whether testing is appropriate (60.0% for inpatients; 66.7% for outpatients); interpreting results (72.0% for inpatients; 75.0% for outpatients); discussing results with families (60.0% for inpatients; 70.8% for outpatients); or follow-up genetic counselling (80.0% for inpatients; 83.3% for outpatients). A small number expect to initiate genomic testing themselves with no support from a local genetics service, while some respondents also indicated they did not expect to see patients who would benefit from genomic testing. Overall, significantly more respondents preferred a model that includes involvement of genetics services (for support or referral) than a model of initiating testing themselves: inpatients, 62.4% (95% CI 54.8% to 69.5%) compared with 2.3% (95% CI 0.6% to 5.6%), $p<0.0001$; outpatients, 69.7% (95% CI 62.8% to 76.1%) compared with 4.1% (95% CI 1.8% to 7.9%, $p<0.0001$).

Preparedness for genomic medicine and preferences for future education

While one-third (n=92/273, 33.7%) of respondents had completed education in genomics in the past year, only a quarter (n=73/297, 24.6%) felt prepared to use genomic sequencing testing in their practice. Comments from those who did not feel prepared or were 'unsure' (n=210 combined) primarily suggest this could be addressed through genomics education and training (online supplemental table S3). Forty-two per cent of respondents felt that improved genomic knowledge may alter their clinical

practice (n=115/273, 42.1%) but a similar proportion were 'unsure' (n=114/273, 41.8%).

When asked about preferred modes of learning genomics, most respondents (n=250/273; 91.6%) endorsed at least three different modes (table 3). The two most commonly preferred—CPD activities and learning from peers—were also the two most commonly used currently. In contrast, reading specialty texts was the third most common way of learning about genomics currently, but the eighth preferred. Respondents indicated a preference for genomics education incorporated into their usual work activities (eg, internal workplace seminars, departmental presentations and clinical meetings).

Despite three-quarters of respondents reporting they had already learnt basic concepts of genomics (table 4; n=271), a similar proportion still requested this topic for future education. Six topics were endorsed by over 80% of respondents including current and emerging applications in genomic medicine, the clinical utility of different tests and topics around patient management. Again, respondents could select more than one topic, with 92.3% indicating they wanted to learn about at least five topics in the future, and 26.4% selecting all topics. Nearly two-thirds of respondents indicated they wanted to learn about communication skills with patients, with comments throughout the survey suggesting a need for training in how to explain genomic testing concepts, implications and results to patients.

DISCUSSION

This paper provides a baseline snapshot of Australian non-genetic medical specialists' practice of genomic medicine and perspectives at a point in time before E/GS was widely available to them as a funded clinical test. In 2019, 60% of all 409 survey respondents reported some form of interaction with genetics services or genetic/genomic testing. The test ordered most frequently was a microarray, but

Table 3 Current and preferred modes of learning about genomics (n=273)*

Mode of learning about genomics	Currently use (%)	Prefer to use (%)
Continuing professional development/continuing medical education activities	51.8	79.8
Consult colleagues and peer	54.0	79.4
Internal workplace specialty seminars, conferences or similar	34.1	74.0
Departmental presentations	35.8	72.0
Clinical meetings	34.8	71.4
External specialty seminars, conferences, etc	36.0	67.3
Internal workplace genetic or genomic seminars, conferences, etc	24.9	66.3
Reading specialty texts	48.2	63.2
Online webinars, courses, massive open online courses (MOOCs), etc	15.8	59.6
Certification/fellowship activities	34.4	56.4
External genetic or genomic seminars, conferences, etc	18.4	50.0
Small group tutorials	8.1	44.9
Study days at place of employment	12.5	41.9
Genomic research project	17.6	32.6
Time in a service or laboratory with genomics expertise	6.2	17.6
Mass media	12.5	14.0
Social media	7.4	11.0
Other (eg, fact sheet written by geneticist)	0.0	0.4

*Respondents could select more than one mode.

more than a quarter of all survey respondents indicated they had ordered a genomic sequencing test in the past 12 months. Respondents anticipated their practice would change in the near future, with significantly more respondents expecting to be involved in activities relating to E/GS in the next 2 years than currently. Consistent with discipline-specific studies from other countries,^{13 15 32–34} we found the majority of respondents in our survey did not feel prepared to use genomic sequencing testing in their practice and over two-thirds preferred a model that involved genetics services in some way. Our study extends existing literature by providing greater depth of insight into the education needs and preferences of a broad range of medical specialists.

A strength of this snapshot is the use of a survey tool²⁴ grounded in a theoretical model. The COM-B model posits that behaviour is influenced by capability, opportunity and motivation.²² *Opportunity* is clearly impacted by the availability of funded genomic tests. The test usage reported by respondents in this study reflects the availability of MBS reimbursement. For instance, microarrays for developmental delay have been established as MBS-reimbursed pathology tests for a decade. Tests reimbursed at the time of this survey are most typically requested by oncologists, clinical geneticists, haematologists, immunologists, paediatricians, obstetricians, nephrologists and neurologists.³⁵ Our survey sample included these specialties, barring clinical geneticists and oncologists, who were not the focus of this study. At the time of this survey E/GS tests were not reimbursed by the MBS. The relatively

lower proportion of respondents who had ordered these tests used a variety of other funding mechanisms, most commonly hospital or research funds, and noted availability of funding as an influence when ordering genomic tests in the future. Since this study was completed, MBS now reimburses genomic sequencing tests for some clinical indications when ordered by paediatricians, enhancing their opportunity to use genomic testing in their clinical practice. It is anticipated that reimbursement for other clinical indications (and medical specialties) will follow in the future.

Broadening the responsibility for delivering genomic medicine to non-genetic medical specialties may address issues such as patient access, genetics workforce capacity or long wait times for genetics consultations. However, the medical specialists surveyed in our study show a clear preference for a model of genomic medicine that involves support from genetics services, rather than ordering tests and managing patients themselves. This may relate in part to their *capacity* to respond, such as constraints on their own time or competing health priorities. However, it is clear that there is a gap in respondents' perceived *capability* to respond to the availability of funded tests. Currently, respondents lack confidence in their knowledge and ability to explain genomic concepts, and make decisions based on genomic information. This may explain their desire to practice collaboratively with clinical geneticists and genetic counsellors to varying extents. It is possible that these service model preferences could change as their capability (and confidence in their

Table 4 Topics relevant to genomic medicine that medical specialists have learnt about or would like to learn (more) about (n=271)*

Education topic	Have learnt about (%)	Want to learn (more) about (%)
Genetic/genomic knowledge		
Basic concepts	77.5	77.1
Disorders and diseases	74.2	83.4
Current applications in genomic medicine	60.9	88.9
Emerging applications in genomic medicine	55.7	87.8
Genetic/genomic testing and technology		
Types of genetic tests	64.9	76.4
Types of genomic tests	58.7	77.1
Applications of somatic genomic tests	45.4	75.6
Applications of germline genomic tests	37.6	69.7
Clinical utility of tests	57.6	88.6
Classification of genomic data during testing	41.3	67.9
Limitations of testing	50.2	79.7
Pretest or post-test aspects		
Recognising patients who may benefit from genomic testing	60.9	83.0
Communication skills with patients	70.8	63.1
Performing genetic risk assessments	57.6	67.5
Referring appropriately for a genomic test	59.4	81.5
Requesting a genomic test for a patient	53.9	70.8
Interpreting genomic test results	52.0	74.9
Cascade testing	53.9	68.6
Ethical, legal and social implications		
Ethical implications	59.0	75.6
Legal implications	52.4	75.3
Psychosocial implications	57.2	74.9

*Respondents could select more than one topic.

capability) develops with greater opportunity, experience and learning.^{22 24} Education and training was certainly seen as a solution to feeling unprepared by a substantial proportion of respondents in this study, as also observed by others.³⁶ In the past 2 years, continuing education for Australian medical specialists has been produced locally at an introductory level by a number of initiatives and organisations (for example, <https://elearning.racp.edu.au/course> and <http://learn-genomics.org.au/>). More is clearly needed: survey respondents are very interested in genomics education and nearly all respondents selected five or more of the topics that they wished to learn about. This is perhaps unsurprising given their perception of being unprepared and expectation of a greater role in the near future, provided they receive adequate support and education. The most popular education topics were related to pretest aspects of testing, such as identifying appropriate patients to refer and knowing how to refer, consistent with the significantly stronger preference for a genetics-led model for genomic medicine. Educational

strategies will need to consider both the diversity of respondents' preferences for modes of learning and timing with respect to clinical implementation. Not only will timing affect perceived relevance to clinical practice, and therefore, *motivation* to learn,³⁷ but preferences and needs may evolve as implementation progresses.

Our rigorously developed survey tool can be deployed again in the future to capture changes in workforce practice and preferences over time. It could also be repurposed to inform needs for national education initiatives targeted to specific specialties or to assess change in their knowledge, practice or preferences. Wider use of the tool can also provide a basis for documenting and comparing data across specialties and countries. Our experience with deployment of the survey may assist in this regard, as we purposefully staggered recruitment methods to monitor response rates. Although it is not possible to determine which recruitment approach was most successful because of overlapping timeframes, increases in the number of responses to our survey coincided with recruitment

approaches using social media, internal hospital communication channels and investigator networks. This may reflect increasing professional use of social media by medical specialists³⁸ and greater attention to emails from their employing hospital than a medical college or society. It may also explain the higher representation of Fellows and older specialists in our sample, as trainees were often not on staff mailing lists used by hospitals to distribute the survey. Our staggered and comprehensive recruitment approach also achieved a strong response from rural and remote medical specialists, who are often missed in research. Under-representation or over-representation of medical specialists in some Australian states may be due to differences in governance (hospital and/or research) and site-based communication policies that limited dissemination of the survey. One could assume specialists who graduated more recently may be more engaged with genomic medicine but previous research from our group described varied genomic literacy and experience at each career stage.²⁰ Similarly, specialists working in metropolitan areas, where almost all genetics services are based, might have been expected to be likely to complete our survey but this was not seen in our sample. While it is not possible to determine the response rate, our sample represents 1.2% of 37 000 medical specialist registrants with the Medical Board of Australia²⁷ and is within the range achieved in similar surveys of American physicians that also recruited participants through medical societies and associations (0.6%–2.6%).^{13 39–41}

This national snapshot of medical specialists' current practice in genomic medicine provides the first detailed insight into the continuing genomics education needs of a broad group of subspecialties. It includes some specialties, such as emergency medicine, palliative medicine and infectious disease, for the first time internationally. Those currently involved and/or most interested in genomic medicine may have been more likely to respond, meaning these results may present an overestimation of current practice in Australia, but this might also mean our respondents are those likely to undertake continuing education and engaging with genomics. Consequently, our results can assist educators to best meet learner needs when developing and implementing genomics education to ultimately create a competent, genomics-literate workforce. The findings will also be helpful to genetics services and other clinical services implementing models for genomic medicine delivery. Further data analysis will provide insights into any differences between early adopters of genomic medicine and those who have not yet engaged, enabling the development of targeted, tailored genomics education and other capability-building strategies for optimising the adoption of genomics by medical specialists.

Acknowledgements The authors acknowledge the input and oversight provided by the Australian Genomics Workforce & Education Working Group. We thank Rigan Tytherleigh for her advice on statistical analyses and Erin Crellin for her assistance in interpretation of the COM-B model and behaviour change framework. We thank all those who helped deploy the survey, including administrative, human resources

and communications staff at medical colleges, medical societies, hospitals, and the Australian Genomics and Melbourne Genomics Health Alliances. Colleges, societies and organisations who advertised the survey included the: Australasian College of Dermatologists; Australasian College of Emergency Medicine; Australasian College of Sport & Exercise Physicians (ACSEP); Australasian Society for Infectious Diseases; Australasian Society for Ultrasound Medicine; Australasian Society of Clinical & Experimental Pharmacologists & Toxicologists; Australasian Society of Clinical Immunology & Allergy; Australia & New Zealand Child Neurology Society Limited; Australian & New Zealand College of Anaesthetists (ANZCA); Australian & New Zealand Hepatic, Pancreatic & Biliary Association; Australian & New Zealand Society of Blood Transfusion; Australian & New Zealand Society of Nephrology; Australian & New Zealand Society of Occupational Medicine; Australian & New Zealand Society of Palliative Medicine; Australian Association for Adolescent Health; Australian Medical Association; Australian Paediatric Endocrinology Group; Australian Paediatric Research Network; Australian Paediatric Society; Australian Rheumatology Association; Australian Society of Anaesthetists; Australian Society of Ophthalmologists; College of Intensive Care Medicine of Australia & New Zealand; Endocrine Society of Australia; Gastroenterological Society of Australia; Royal Australasian College of Physicians; Royal Australasian College of Surgeons; Royal Australian & New Zealand College of Ophthalmologists; Royal Australian & New Zealand College of Psychiatrists; Royal Australian College of Obstetricians & Gynaecologists (RANZCOG); Rural Doctors Association Australia; Society of Obstetric Medicine of Australia & New Zealand; and Thoracic Society of Australia & New Zealand. Publication fees were waived by ACSEP and reduced by ANZCA and RANZCOG.

Collaborators Australian Genomics Workforce & Education Working Group: Kate Dunlop, Debra Graves, Bronwyn Terrill in addition to the authors of this article.

Contributors AN and EAK were involved in all stages of this work and manuscript preparation. BM, SM and CG were involved with all stages except data acquisition. MJ analysed the qualitative data responses and was involved in manuscript preparation. All authors agree to be accountable for all aspects of the work in ensuring that questions related to the accuracy or integrity of any part of the work are appropriately investigated and resolved.

Funding This work was supported by the Victorian Government's Operational Infrastructure Support Program and a grant from the Australian National Health & Medical Research Council (NHMRC; GNT1113531); the contents are solely the responsibility of the individual authors and do not reflect the views of the NHMRC.

Competing interests None declared.

Patient consent for publication Not required.

Ethics approval This project received ethics approval from the University of Melbourne, Melbourne, Australia (HREC number: 1646785.10)

Provenance and peer review Not commissioned; externally peer reviewed.

Data availability statement Data are available on reasonable request.

Supplemental material This content has been supplied by the author(s). It has not been vetted by BMJ Publishing Group Limited (BMJ) and may not have been peer-reviewed. Any opinions or recommendations discussed are solely those of the author(s) and are not endorsed by BMJ. BMJ disclaims all liability and responsibility arising from any reliance placed on the content. Where the content includes any translated material, BMJ does not warrant the accuracy and reliability of the translations (including but not limited to local regulations, clinical guidelines, terminology, drug names and drug dosages), and is not responsible for any error and/or omissions arising from translation and adaptation or otherwise.

Open access This is an open access article distributed in accordance with the Creative Commons Attribution Non Commercial (CC BY-NC 4.0) license, which permits others to distribute, remix, adapt, build upon this work non-commercially, and license their derivative works on different terms, provided the original work is properly cited, appropriate credit is given, any changes made indicated, and the use is non-commercial. See: <http://creativecommons.org/licenses/by-nc/4.0/>.

ORCID iD

Amy Nisselle <http://orcid.org/0000-0002-8908-5906>

REFERENCES

- 1 Birney E, Vamathevan J, Goodhand P. Genomics in healthcare: GA4GH looks to 2022. *BioRxiv* 2017.
- 2 Unim B, Pitini E, Lagerberg T, et al. Current genetic service delivery models for the provision of genetic testing in Europe: a systematic review of the literature. *Front Genet* 2019;10:552.

- 3 Maiese DR, Keehn A, Lyon M, *et al.* Current conditions in medical genetics practice. *Genet Med* 2019;21:1874–7.
- 4 Nisselle A, Macciocca I, McKenzie F, *et al.* Readiness of clinical genetic healthcare professionals to provide genomic medicine: an Australian census. *J Genet Couns* 2019;28:367–77.
- 5 Dragojlovic N, Borle K, Kopac N, *et al.* The composition and capacity of the clinical genetics workforce in high-income countries: a scoping review. *Genet Med* 2020;22:1437–49.
- 6 Stark Z, Boughtwood T, Phillips P, *et al.* Australian genomics: a federated model for integrating genomics into healthcare. *Am J Hum Genet* 2019;105:7–14.
- 7 Australian Government Department of Health. Changes to the MBS commencing from 1 May 2020: Australian Government, 2020. Available: <http://www.mbsonline.gov.au/internet/mbsonline/publishing.nsf/Content/20200501-News>
- 8 Stark Z, Nisselle A, McClaren B, *et al.* Attitudes of Australian health professionals towards rapid genomic testing in neonatal and paediatric intensive care. *Eur J Hum Genet* 2019;27:1493–501.
- 9 Johnson L-M, Valdez JM, Quinn EA, *et al.* Integrating next-generation sequencing into pediatric oncology practice: an assessment of physician confidence and understanding of clinical genomics. *Cancer* 2017;123:2352–9.
- 10 White S, Jacobs C, Phillips J. Mainstreaming genetics and genomics: a systematic review of the barriers and facilitators for nurses and physicians in secondary and tertiary care. *Genet Med* 2020;22:1149–55.
- 11 van Langen IM, Birnie E, Leschot NJ, *et al.* Genetic knowledge and counselling skills of Dutch cardiologists: sufficient for the genomics era? *Eur Heart J* 2003;24:560–6.
- 12 Nippert I, Harris HJ, Julian-Reynier C, *et al.* Confidence of primary care physicians in their ability to carry out basic medical genetic tasks—a European survey in five countries—Part 1. *J Community Genet* 2011;2:1–11.
- 13 McCauley MP, Marcus RK, Strong KA. Genetics and genomics in clinical practice: the views of Wisconsin physicians. *Wisc Med J* 2017;116:69–74.
- 14 Al Bakir I, Sebeos-Rogers GM, Burton H, *et al.* Mainstreaming of genomic medicine in gastroenterology, present and future: a nationwide survey of UK gastroenterology trainees. *BMJ Open* 2019;9:e030505.
- 15 Jaitovich Groisman I, Hurlimann T, Shoham A, *et al.* Practices and views of neurologists regarding the use of whole-genome sequencing in clinical settings: a web-based survey. *Eur J Hum Genet* 2017;25:801–8.
- 16 Talwar D, Tseng T-S, Foster M, *et al.* Genetics/genomics education for nongenetic health professionals: a systematic literature review. *Genet Med* 2017;19:725–32.
- 17 Paneque M, Turchetti D, Jackson L, *et al.* A systematic review of interventions to provide genetics education for primary care. *BMC Fam Pract* 2016;17:89.
- 18 Guttmacher AE, Porteous ME, McInerney JD. Educating health-care professionals about genetics and genomics. *Nat Rev Genet* 2007;8:151–7.
- 19 McGrath S, Ghersi D. Building towards precision medicine: empowering medical professionals for the next revolution. *BMC Med Genomics* 2016;9:23.
- 20 McClaren BJ, Crellin E, Janinski M, *et al.* Preparing medical specialists for genomic medicine: continuing education should include opportunities for experiential learning. *Front Genet* 2020;11:151.
- 21 Korf BR, Berry AB, Limson M, *et al.* Framework for development of physician competencies in genomic medicine: report of the Competencies Working Group of the Inter-Society Coordinating Committee for Physician Education in Genomics. *Genet Med* 2014;16:804–9.
- 22 Michie S, van Stralen MM, West R. The behaviour change wheel: a new method for characterising and designing behaviour change interventions. *Implement Sci* 2011;6:42.
- 23 Australian Medical Association. Careers: becoming a doctor, 2019. Available: <https://ama.com.au/careers/becoming-a-doctor> [Accessed 27 Feb 2020].
- 24 McClaren BJ, King EA, Crellin E, *et al.* Development of an evidence-based, theory-informed national survey of physician preparedness for genomic medicine and preferences for genomics continuing education. *Front Genet* 2020;11:59.
- 25 Harris PA, Taylor R, Thielke R, *et al.* Research electronic data capture (REDCap)—a metadata-driven methodology and workflow process for providing translational research informatics support. *J Biomed Inform* 2009;42:377–81.
- 26 Australian Institute of Health and Welfare. MyHospitals, 2020. Australian Government. Available: <https://www.aihw.gov.au/myhospitals> [Accessed Jun 2018].
- 27 Registration Data Table - June 2019. Australian health practitioner regulation agency, 2019. Medical Board of Australia. Available: <https://www.medicalboard.gov.au/News/Statistics.aspx> [Accessed 5 May 2020].
- 28 Australian Government Department of Health. Medical education and training in Australia 1st edition report, 2017. Available: <https://hwd.health.gov.au/publications.html#part-2> [Accessed 21 May 2020].
- 29 Australian Government Department of Health. Health Workforce Data - Medical Education and Training (3rd) report tables, 2018. Australian Government. Available: <https://hwd.health.gov.au/met.html> [Accessed 21 May 2020].
- 30 Australian Government Department of Health. Medical workforce 2016 Factsheet, 2017. Australian Government. Available: <https://hwd.health.gov.au/publications.html#part-2> [Accessed 5 May 2020].
- 31 healthdirect. Australia's Healthcare System, 2020. Australian Government. Available: <https://www.healthdirect.gov.au/australias-healthcare-system> [Accessed 5 May 2020].
- 32 Bonter K, Desjardins C, Currier N, *et al.* Personalised medicine in Canada: a survey of adoption and practice in oncology, cardiology and family medicine. *BMJ Open* 2011;1:e000110.
- 33 Owusu Obeng A, Fei K, Levy KD, *et al.* Physician-reported benefits and barriers to clinical implementation of genomic medicine: a multi-site IGNITE-network survey. *J Pers Med* 2018;8. doi:10.3390/jpm8030024. [Epub ahead of print: 24 07 2018].
- 34 Selkirk CG, Weissman SM, Anderson A, *et al.* Physicians' preparedness for integration of genomic and pharmacogenetic testing into practice within a major healthcare system. *Genet Test Mol Biomarkers* 2013;17:219–25.
- 35 Australian Government Department of Health. Medicare benefits schedule book. ISBN: 978-1-76007-375-3. *Publications Number: 12289. Australian Government* 2019 <http://www.mbsonline.gov.au/>
- 36 Simpson S, Seller A, Bishop M. Using the findings of a national survey to inform the work of England's genomics education programme. *Front Genet* 2019;10:1265.
- 37 Knowles M, Elwood H, Swanson R. *The adult learner: the definitive classic in adult education and human resource development*. 8th ed. New York: Routledge, 2015. ISBN: 978-0-415-73901-6.
- 38 Ventola CL. Social media and health care professionals: benefits, risks, and best practices. *Pharma Therapeut* 2014;39:491–520.
- 39 Stanek EJ, Sanders CL, Taber KAJ, *et al.* Adoption of pharmacogenomic testing by US physicians: results of a nationwide survey. *Clin Pharmacol Ther* 2012;91:450–8.
- 40 Hofman KJ, Tambor ES, Chase GA, *et al.* Physicians' knowledge of genetics and genetic tests. *Acad Med* 1993;68:625–32.
- 41 Haga SB, Burke W, Ginsburg GS, *et al.* Primary care physicians knowledge of and experience with pharmacogenetic testing. *Clin Genet* 2012;82:388–94.

Nisselle, King et al. (2021) Measuring physician practice, preparedness and preferences for genomic medicine: a national survey. *BMJ Open*

SUPPLEMENTARY MATERIALS

Figure S1. Summary of survey attempts, responses and final sample for analysis ii

Table S1. Conditions for which genetic/genomic testing was covered by Medicare Benefit Scheme at the time of survey deployment in 2017. iii

Table S2. Examples of recoded open-text responses where a respondent selected ‘Other (please specify.....)’ for a categorical question. iv

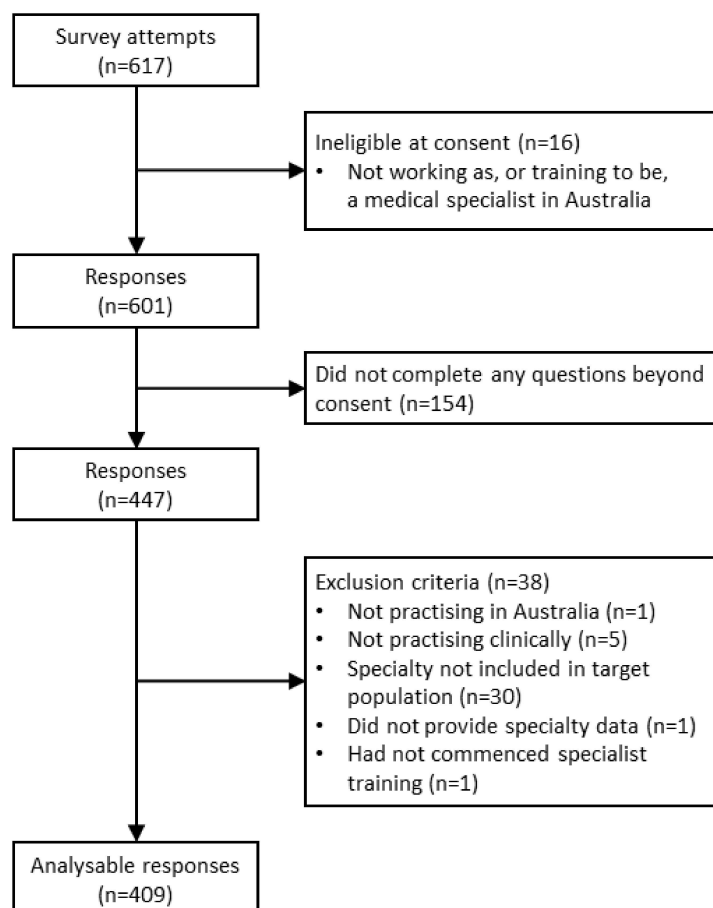
Table S3. Illustrative quotes from open-text survey comments..... vi

Table S4. Participant-reported funding for genomic tests ordered in the past year. viii

Table S5. The full wording of each step involved in genomic testing as presented in the survey. ix

Nisselle, King et al. (2021) Measuring physician practice, preparedness and preferences for genomic medicine: a national survey. *BMJ Open*

Figure S1. Summary of survey attempts, responses and final sample for analysis



Nisselle, King et al. (2021) Measuring physician practice, preparedness and preferences for genomic medicine: a national survey. *BMJ Open*

Table S1. Conditions for which genetic/genomic testing was covered by Medicare Benefit Scheme at the time of survey deployment in 2017.¹

Condition
1. Cytogenetics in general (pregnancies) and products of conception
2. Developmental delay
3. Peripheral neuropathy
4. Alport's Syndrome
5. Ataxia
6. Factor V Leiden Deficiency
7. Haemochromatosis
8. Polycythaemia/thrombocytopaenia
9. Drug toxicity (thiopurine)
10. Cystic fibrosis
11. Haematological malignancies
12. BRCA testing for breast/ovarian cancer
13. Leukemias
14. Mast cell disease/hypereosinophilia/eosinophil leukemia
15. <i>In situ</i> hybridisation tests for cancers
16. Von Hippel Lindau Syndrome (predisposition to various cancers)
17. Metastatic melanoma
18. Metastatic colorectal cancer
19. Metastatic adenocarcinoma stomach
20. Non-small cell lung cancer

¹. Australian Government Department of Health. Medicare Benefits Schedule Book. ISBN: 978-1-76007-375-3. Publications Number: 12289. Australian Government; 2019 [accessed 6 January 2021]. Available from: <http://www.mbsonline.gov.au/>.

Nisselle, King et al. (2021) Measuring physician practice, preparedness and preferences for genomic medicine: a national survey. *BMJ Open*

Table S2. Examples of recoded open-text responses where a respondent selected ‘Other (please specify.....)’ for a categorical question.

Question	Open text response [ID, specialty]	Recoded category
<i>[If contacted clinical genetics team or service in last 12 months]: Why did you contact your clinical genetics team or service?</i>	“Referral” [135, surgery]	[c]
[a] Information about a suspected genetic condition	“Facilitating genomic testing so that genetic counselling can be given to patient before test” [145, paediatrics]	[d]
[b] Advice on what type of genetic or genomic test to order		
[c] Advice on how to refer the patient to my clinical genetics team or service		
[d] Assistance with genetic counselling before the test		
[e] Assistance with genetic counselling after the test		
[f] Other (please specify).....		
<i>[If did not contact clinical genetics team or service in last 12 months]: Why haven’t you contacted your clinical genetics team or service?</i>	“My cohort of patients generally do not need genetic service input” [129, gerontology]	[a]
[a] Genetics and genomics are not relevant to my practice	“We do some of this inhouse” [282, general medicine]	[c]
[b] I have not yet needed advice from a clinical genetics team or service in my practice		
[c] I can manage my patients without advice from a clinical genetics service		
[d] I’m not sure how to contact my clinical genetics team or service		
[e] I do not have access to a clinical genetics team or service		
[f] Other (please specify).....		
Below is a list of some of the steps involved in genomic sequencing testing from pre-test to post-test [see Table S5]. Please indicate which steps you currently perform and which ones you expect to perform in the future if you had adequate education, training and support. If you selected “Other” step, please specify.	“Going over letters and reports from genetics, explaining things again in context” [221, paediatrics]	[k]
	“I continue to see patients after their diagnostic test, which hopefully occurs as part of the evaluation of their condition” [3, gerontology]	[n]

Nisselle, King et al. (2021) Measuring physician practice, preparedness and preferences for genomic medicine: a national survey. *BMJ Open*

Question	Open text response [ID, specialty]	Recoded category
What is/would be your preferred model for delivering a genomic sequencing test in an outpatient setting in your clinical practice, assuming you have appropriate education, training and funding?	<i>"Not relevant to my specialty"</i> [140, palliative medicine]	[d]
[a] You initiate testing and discuss results with patients/families	<i>"Same as for inpatient"</i> [109, palliative medicine; selected [b] for Inpatient response]	[b]
[b] You initiate testing and discuss results with patients/families, with support from a clinical genetics team as needed		
[c] You refer to a clinical genetics team to initiate testing and discuss results with patients/families		
[d] You do not see, and do not expect to see, patients who would benefit from genomic testing		
[e] Unsure at this stage		
[f] Other (please specify).....		
<i>[If selected 'yes' to genomics will impact practice within two years]:</i> What areas will be impacted?	<i>Clinical outcome and prognostications</i> [123, intensive care]	[c]
[a] The way I practice medicine		
[b] My workload		
[c] Patient management		
[d] Other (please specify).....		
<i>[If selected 'yes' to attending genomic professional development education or training in past year]:</i> Was this:	<i>"Recent commencement of multidisciplinary meeting"</i> [416, cardiology]	[a]
[a] In-house (internal) program/s	<i>"International Clinical Cardiovascular Genetics conference"</i> [430, paediatrics]	[b]
[b] External program/s		
[c] Online training (webinar, MOOC, etc.)		
[d] Other (please specify).....		

Nisselle, King et al. (2021) Measuring physician practice, preparedness and preferences for genomic medicine: a national survey. *BMJ Open*

Table S3. Illustrative quotes from open-text survey comments.

Domain	Quote
Current practice compared with future practice in genomic medicine	
<i>Q: Do you think genomics will impact your practice in the next 2 years?</i>	
Expect genomics will impact practice in next two years	<p><i>"Becoming increasingly available and of measurable significance" [513, surgery]</i></p> <p><i>"I expect it [genomics] will increasingly impact on the practice of medicine in terms of diagnoses, prognoses and treatment" [281, paediatrics]</i></p> <p><i>"Increased patient requests" [271, obstetrics and gynaecology]</i></p>
Expect genomics will not impact practice in next two years	<p><i>"Emergency department have more important competing interests in treatment delivery to patients" [383, emergency medicine]</i></p> <p><i>"Timeframe remains too short to see this implemented in a regional area" [535, anaesthesiology]</i></p>
Preferred future models for delivering genomic medicine	
<i>Q: What is/would be your preferred model for delivering a genomic sequencing test* in your clinical practice, assuming you have appropriate education, training and funding?¹</i>	
Referring to genetics services to initiate testing and discuss results	<i>"For my patients and practice, having an accessible [genetics] clinic for this would be best. I would be very keen to be involved as far as possible, but do not have time to keep up with this rapidly developing field. I would like to be invited to my patients' MDT [multidisciplinary team] discussions. That way I am involved, and have the knowledge to answer follow-up and clarification questions. It would also be a way to increase my knowledge" [100, nephrologist]</i>
Delivering testing with support from genetics services	<p><i>"[Genetics support for both inpatients and outpatients] would streamline the process, improve access and possibly reduce Clinical Genetics load by filtering patients and families I can manage while they still see the patients or results beyond my expertise" [220, paediatrics, community child health]</i></p> <p><i>"We (clinicians) may be more familiar with the disease phenotype than the Genetics team" [33, immunopathology]</i></p> <p><i>"Clinicians should be able to initiate testing but will need support with interpretation and counselling, particularly initially until genomic medicine is core practice" [350, palliative medicine]</i></p>
Initiating genomic testing themselves with no support from genetics	<i>"I expect to be able to manage simpler conditions/results, with access to more specialist input when needed" [129, gerontology]</i>
Will not see patients who would benefit from genomic sequencing tests	<p><i>"Relevance to decision making in real time" [459, emergency medicine]</i></p> <p><i>"Not sure of any relevance to my practice" [541, anaesthesiology]</i></p>

Nisselle, King et al. (2021) Measuring physician practice, preparedness and preferences for genomic medicine: a national survey. *BMJ Open*

Domain	Quote
Preparedness for genomic medicine and preferences for future education	
<i>Q: Do you feel prepared to use genomic sequencing testing* in your practice?</i>	
	<i>"I have little to no training in genetics and genomic medicine. We had a total of 4 genetics lectures at medical school, and there is limited assessment of genetics/genomics in the [college fellowship examination]. Genomic testing is not routinely used in our practice"</i> [73, intensive care]
	<i>"My knowledge of this whole area is woefully inadequate. I can cope with karyotype analysis and testing for CF [cystic fibrosis]. I can also discuss prenatal diagnosis options, PGT-A [pre-implantation genetic testing] and expanded carrier testing but that's about it..... It clearly will be an important part of medical practice in the future"</i> [213, obstetrics and gynaecology]
	<i>"I'm happy to do [genomic testing] but need training."</i> [342, surgery]
	<i>"Need further information, education on who would best benefit from this test, how to consent for it and then how to interpret results"</i> [414, general paediatrics]
Preferences for learning about genomics	
<i>Q: What would help improve your confidence?²</i>	<i>"Further training in counselling [would improve my confidence]—in ability to explain concepts and then clinical implications and follow-on from this"</i> [27, paediatric neurology]
<i>Q: Please explain why you do not expect to perform the selected steps [involved in genomic sequencing testing*]³</i>	<i>"Would welcome some education on use of these tests in orthopaedics"</i> [391, surgery]

¹ Full question provided in **Table S2**; ² following the question on confidence in four genomic knowledge and skills areas, presented in **Figure 1**; ³ following the question on steps involved in genomic sequencing testing, presented in **Figure 4** and **Table S2**.

* Definitions were provided for these terms

Nisselle, King et al. (2021) Measuring physician practice, preparedness and preferences for genomic medicine: a national survey. *BMJ Open*

Table S4. Participant-reported funding for genomic tests ordered in the past year.¹

	Microarray n=112	Gene panel n=112	Exome/genome sequencing n=50
Medicare Benefit Scheme	48.2%	17.0%	2.0% ²
Institute/hospital	41.1%	52.6%	44.0%
State government	13.4%	17.0%	12.0%
Research grant	2.7%	11.6%	60.0%
Patient	12.5%	24.1%	4.0%
Unsure	11.6%	8.0%	6.0%

¹ Respondents could select more than one funding source per test type.

² At the time of the survey the MBS scheme did not fund E/GS, so this response (n=1) is incorrect.

Nisselle, King et al. (2021) Measuring physician practice, preparedness and preferences for genomic medicine: a national survey. *BMJ Open*

Table S5. The full wording of each step involved in genomic testing as presented in the survey.¹

Pre-test
[a] Eliciting information about genetic conditions as part of a family or medical history
[b] Identifying a patient suitable for a genomic test
[c] Pre-test counselling to assist in making an informed decision, e.g., genetics, test limitations, variants of uncertain/unknown significance*, incidental/secondary findings, unexpected non-paternity or consanguinity
[d] Ordering a genomic test for a patient
Test
[e] Attending multidisciplinary team meeting to discuss the genomic test (e.g., intake meeting)
[f] Assisting the lab to narrow down the genes of interest (creating a gene list to prioritise variant analysis) ²
[g] Providing phenotypic information to the lab to prioritise variant analysis
[h] Laboratory and bioinformatics testing processes ²
[i] Searching the literature and databases for evidence of variant pathogenicity*, ²
[j] Attending a multidisciplinary team meeting to discuss variant prioritisation*, interpretation and classification*
Post-test
[k] Provide test results to patients/ families
[l] Provide genetic counselling to patients/families, e.g., explain variants of uncertain/unknown significance*, incidental/secondary findings, unexpected non-paternity or consanguinity
[m] Organising/ referring for further testing of family members if required, e.g., cascade testing or segregation studies
[n] Ongoing management of the patient, e.g., clarify recurrence risk and discuss reproductive planning options
[o] Post-test follow up of patient to check understanding of result/ ask any additional questions
[p] Other (please specify).....

¹ The survey is available as supplementary material in [24]; ² These steps are considered non-clinical, i.e., laboratory;

* Definitions were provided for these terms