






BMJ Open Reporting and transparent research practices in sports medicine and orthopaedic clinical trials: a meta-research study

Robert Schulz ^{1,2} Georg Langen ³ Robert Prill ⁴ Michael Cassel ²
Tracey L Weissgerber ¹

To cite: Schulz R, Langen G, Prill R, *et al.* Reporting and transparent research practices in sports medicine and orthopaedic clinical trials: a meta-research study. *BMJ Open* 2022;**12**:e059347. doi:10.1136/bmjopen-2021-059347

► Prepublication history and additional supplemental material for this paper are available online. To view these files, please visit the journal online (<http://dx.doi.org/10.1136/bmjopen-2021-059347>).

Received 25 November 2021
Accepted 14 July 2022



© Author(s) (or their employer(s)) 2022. Re-use permitted under CC BY-NC. No commercial re-use. See rights and permissions. Published by BMJ.

For numbered affiliations see end of article.

Correspondence to

Dr Tracey L Weissgerber;
tracey.weissgerber@bih-charite.de

ABSTRACT

Objectives Transparent reporting of clinical trials is essential to assess the risk of bias and translate research findings into clinical practice. While existing studies have shown that deficiencies are common, detailed empirical and field-specific data are scarce. Therefore, this study aimed to examine current clinical trial reporting and transparent research practices in sports medicine and orthopaedics.

Setting Exploratory meta-research study on reporting quality and transparent research practices in orthopaedics and sports medicine clinical trials.

Participants The sample included clinical trials published in the top 25% of sports medicine and orthopaedics journals over 9 months.

Primary and secondary outcome measures Two independent reviewers assessed pre-registration, open data and criteria related to scientific rigour, like randomisation, blinding, and sample size calculations, as well as the study sample, and data analysis.

Results The sample included 163 clinical trials from 27 journals. While the majority of trials mentioned rigour criteria, essential details were often missing. Sixty per cent (95% confidence interval (CI) 53% to 68%) of trials reported sample size calculations, but only 32% (95% CI 25% to 39%) justified the expected effect size. Few trials indicated the blinding status of all main stakeholders (4%; 95% CI 1% to 7%). Only 18% (95% CI 12% to 24%) included information on randomisation type, method and concealed allocation. Most trials reported participants' sex/gender (95%; 95% CI 92% to 98%) and information on inclusion and exclusion criteria (78%; 95% CI 72% to 84%). Only 20% (95% CI 14% to 26%) of trials were pre-registered. No trials deposited data in open repositories.

Conclusions These results will aid the sports medicine and orthopaedics community in developing tailored interventions to improve reporting. While authors typically mention blinding, randomisation and other factors, essential details are often missing. Greater acceptance of open science practices, like pre-registration and open data, is needed. As these practices have been widely encouraged, we discuss systemic interventions that may improve clinical trial reporting.

STRENGTHS AND LIMITATIONS OF THIS STUDY

- ⇒ The present study provides an in-depth assessment of clinical trial reporting quality, and utilisation of transparent research practices in a recent sample of published clinical trials on orthopaedics and sports medicine.
- ⇒ A comprehensive set of outcome parameters was assessed, covering fundamental aspects like scientific rigour, the study sample and data analysis but also the utilisation of pre-registration and open science practices.
- ⇒ All assessments were performed by two independent reviewers and disagreements were resolved by consensus.
- ⇒ The cross-sectional design and exploratory nature of the present study cannot provide information about cause–effect relationships. The odds ratios (ORs) calculated in the present study were exploratory post-hoc calculations.
- ⇒ The sample consisted of the top 25% of sports medicine and orthopaedics journals, hence our findings may not be generalisable to journals that are not indexed by PubMed, lower tier journals or non-English journals.

INTRODUCTION

The overarching goal of medical research is to improve healthcare for patients, which requires the biomedical community to translate study outcomes into clinical practice.¹ Clinical trials are central to this process, as properly conducted trials reduce the risk of bias and increase the likelihood that results about new treatments will be trustworthy, reproducible and generalisable.^{2 3} Clinical trials must be properly designed, conducted and reported⁴ to facilitate translation. Poorly designed and conducted trials may not be trustworthy or reproducible. This undermines public trust in biomedical research and raises concerns about whether the trial costs and patient risks were justified.^{5 6} Poor

reporting makes it difficult to distinguish between trials with and without a high risk of bias.

To improve clinical trial reporting, the Consolidated Standards of Reporting Trials (CONSORT) guidelines^{7 8} have been recommended by the International Committee of Medical Journal Editors (ICMJE) and widely disseminated by the EQUATOR network.^{9 10} While reporting has improved over time, major deficiencies that can impair translation are still common.^{11 12} These previous studies show that details needed to assess the risk of bias were missing from many published trials. More than half of all trials failed to address allocation concealment, and almost one-third of the studies did not address blinding of participants and personnel.¹² Similarly, among randomised controlled trials published in the top five orthopaedics journals, 60% failed to address the blinding status of the participants and 58% did not specify the number of participants included in the final analysis.¹³ However, these results are only available for a relative narrow set of criteria, and it is unclear whether these results are still applicable in recently published literature and for a broader range of journals.

Orthopaedics and sports medicine researchers have joined efforts to improve study design and reporting. Newly formed societies^{14 15} and editorial series¹⁶ focus on improving research quality in sports medicine and orthopaedics. These efforts are urgently needed, as only 1% of

the studies in high-impact orthopaedic journals reported all 10 criteria needed for risk of bias assessment.¹³ In 42% of the papers, risk of bias could not be assessed due to incomplete reporting.¹³ Incomplete reporting of exercise interventions¹⁷ makes it impossible to implement interventions in clinical practice or to assess the appropriateness of the control intervention.¹⁸

In sports medicine-related fields, meta-researchers suggested that scientists may be using questionable research practices, such as those described in table 1, after observing overinflated effect sizes¹⁹ and an unreasonably high number of papers that support the study hypothesis.²⁰ Comprehensive reporting may prevent biases like selective reporting, selection bias, attrition bias, outcome switching or wrong sample size bias, or make them easier to detect (see table 1 for selected definitions). However, earlier studies have shown that reporting deficiencies are still common in orthopaedics¹³ and general medical journals.^{12 21} Yet, available studies either examine older publications, assessed a small number of criteria or are not specific to orthopaedics and sports medicine. Comprehensive data on current reporting practices of orthopaedics and sports medicine clinical trials are lacking.

Therefore, this meta-research study examined reporting among clinical trials published in the top 25% of sports medicine and orthopaedics journals as determined by Scientific Journal Rank. Our objective was to assess the

Table 1 Terminology and concepts. Created by the authors

Concept	
Questionable research practices	Questionable research practices are defined as ‘Design, analytical or reporting practices that have been questioned because of the potential for the practice to be employed with the purpose of presenting biased evidence in favour of an assertion’. ⁷⁰
Selective reporting/cherry picking	The decision about whether to publish a study or parts of a study is based on the direction or statistical significance of the results. ^{71 72} Pre-registration and Registered Reports may prevent selective reporting, ^{26 73} which is also known as cherry picking.
Publication bias	The decision about whether to publish research findings depends on the strength and direction of the findings. ⁷⁴ The odds of publication are nearly four times higher among clinical trials with positive findings, compared with trials with negative or null findings. ⁷⁵
Outcome reporting bias	Only particular outcome variables are included in publications and decisions about which variables to include are based on the statistical significance or direction of the results. ⁷¹ Outcomes that are statistically significant have higher odds of being fully reported than non-significant outcomes. ^{76 77}
Attrition bias	Attrition refers to reductions in the number of participants throughout the study due to withdrawals, dropouts or protocol deviations. Attrition bias occurs when there are systematic differences between people who leave the study and those who continue. ⁷⁸ For example, a trial shows no differences between two treatments. In one group, however, half of the participants dropped out because they underwent surgery due to worsening symptoms.
Null hypothesis statistical testing (NHST)	NHST is originally based on theories of Fisher and Neyman-Pearson. The null hypothesis is rejected or accepted depending on the position of an observed value in a test distribution. While NHST is standard practice in many fields, the International Committee of Medical Journal Editors warns against the inappropriate use and sole reliance on NHST due to several shortcomings of using this approach inappropriately. ⁷⁹
p-Hacking	Describes the process of analysing the data in multiple ways until statistically significant results are found.
HARKing	HARKing, or hypothesising after results are known, is defined as presenting a post-hoc hypothesis as if it were an a priori hypothesis. ⁸⁰

prevalence of reporting for selected criteria, including pre-registration, open data and reporting of randomisation, blinding, sample size calculations, data analysis and the flow of participants through the study. Meta-research data on clinical trial design, conduct and reporting will help researchers in sports medicine to implement targeted measures to improve trial design and reporting.

METHODS

Protocol pre-registration

The study was pre-registered on the Open Science Framework (RRID:SCR_003238) and all generated data were made openly available.²² Additional details regarding sample selection and screening, data abstraction, a sample size calculation and data for each included study can be found in the online supplemental materials.

Sample selection and screening

We systematically examined clinical trials published in the top 25% of orthopaedics and sports medicine journals over 9 months. This sampling strategy provides an overview of practices in the field, particularly among journals whose articles receive the most attention. The large number of journals included ensures that findings are not driven by practices or policies of individual journals. Journals in the orthopaedics and sports medicine category were selected based on the Scimago Journal Rank indicator²³ (online supplemental methods). The top 25% of journals (n=65) were entered into the PubMed search with article type (clinical trial) and publication date (2019/12:2020/08) filters. The search was run on 16 September 2020. All articles (n=175 from 27 journals) were uploaded into Rayyan (RRID:SCR_017584)²⁴ to screen titles and abstracts.

Inclusion and exclusion criteria

Two reviewers (RS, GL) screened titles and abstracts to exclude articles that were obviously not clinical trials, as defined by the ICMJE. The ICMJE defines a clinical trial as any research project that 'prospectively assigns people or a group of people to an intervention, with or without concurrent comparison or control groups, to study the relationship between a health-related intervention and a health outcome'.⁹ Two independent reviewers (RS, GL, RP) then performed full-text screening. All papers meeting the ICMJE clinical trial definition were included, whereas articles that did not meet the definition were excluded. Studies looking at both health-related and non-health-related outcomes were included but data abstraction focused on health-related outcomes only. Disagreements were resolved by consensus.

Data abstraction

Two independent assessors (RS, GL, RP) reviewed each article and its supplemental files to evaluate the reporting of pre-specified criteria and extracted data using preformatted Excel spreadsheets. Table 2 presents

the main criteria that were abstracted and a reason for their selection. The transparency and rigour criteria are based on CONSORT criteria for methods and results reporting.^{7,8} We also abstracted additional open science criteria, focusing on the open access status of the trial publication, whether a data availability statement was included and whether data were deposited in a public repository.²⁵ The abstraction protocol was deposited on the Open Science Framework (RRID:SCR_003238) at <https://osf.io/q8b46/>.

Protocol deviations

For trials with exercise interventions, we assessed the frequency, intensity and volume of exercise for experimental and control interventions. The protocol was modified if the control intervention did not involve exercise. Control interventions were rated as fully reported if the frequency, the content and the duration was described. Control groups that received no intervention (eg, wait-and-see) were rated as fully reported if the activity status or number of other treatments were monitored.

Trial registration statement assessments were amended to determine whether trials were registered prospectively or retrospectively. Two abstractors (RS, MP) assessed each trial registration. Trials were considered pre-registered if their registration was completed before the first participant was enrolled. Otherwise, the trial was classified as retrospectively registered. If the primary outcome was changed after the study began, the trial was classified as retrospectively registered.

Statistical analysis

This exploratory study assessed the prevalence of reporting for selected criteria in sports medicine and orthopaedics clinical trials. Results are presented as the percentage of trials reporting each outcome measure, with a 95% confidence interval (CI).

Odds ratios (ORs) and their 95% CIs were calculated to examine the relationship between the completeness of reporting and pre-registration, the use of flow charts or the presence of sample size calculations and the completeness of reporting. ORs were interpreted as unclear if the CI included 1. These analyses were not pre-registered.

Sample size calculation

This exploratory study does not require formal sample size calculations. However, we adhered to conventional sample size recommendations for exploratory designs and performed a precision-based sample size calculation to obtain rough estimates of relevant sample sizes (online supplemental methods). Depending on the assumptions, a required sample size of 124 to 203 trials was estimated.

Patient and public involvement

Patients or the public were not involved in the design, or conduct, or reporting, or dissemination plans of our research.

Table 2 Criteria for reporting and transparent research practices. The table shows specific questions used to assess each outcome criteria and provides a brief justification for why each criteria was selected. Created by the authors

Category	Assessment	Rationale and context
Sample size calculation	<p>Was an a priori sample size calculation performed?</p> <p>What type of sample size calculation was performed?</p> <p>Did the authors provide a justification for the expected effect size?</p>	<ul style="list-style-type: none"> ▶ Low power is associated with high rates of spurious findings and overinflated effect sizes,⁸¹ and there is evidence for low median statistical power in rehabilitation research.⁸² ▶ A priori sample size calculations help to prevent underpowered trials, however, they are regularly performed inadequately. Common problems include failing to justify the expected treatment effect and not stating all values required for calculation.⁸³ The majority of sample size calculations in rehabilitation trials are missing expected effect sizes.⁸⁴
Randomisation and concealed allocation	<p>Did the authors address whether randomisation was used?</p> <p>If so, were the randomisation type and method mentioned?</p> <p>Were the following details of the allocation concealment procedure addressed?</p> <ul style="list-style-type: none"> ▶ Who generated the randomisation sequence? ▶ Who enrolled participants? ▶ Who assigned participants to groups? 	<ul style="list-style-type: none"> ▶ Inadequate randomisation and allocation concealment procedures introduce selection bias and are associated with increased odds of significant but spurious results⁸⁵ and overestimated treatment effects.⁸⁶
Blinding	<p>Did the article include a statement on blinding?</p> <p>Was the blinding status of each of the major stakeholders mentioned (participants, healthcare providers, outcome assessors, data analysts)?</p> <p>Was each stakeholder group blinded?</p>	<ul style="list-style-type: none"> ▶ Blinding prevents ascertainment bias in clinical trials. A lack of blinding is associated with overinflated effect sizes.⁸⁷ Terms like double-blind are ambiguous, interpreted differently and do not provide reliable information on blinding of specific stakeholder groups.⁸⁸ These terms should be abandoned in favour of reporting the blinding status of all relevant stakeholders.⁸
Flow of participants	<p>Were the inclusion and exclusion criteria clearly stated?</p> <p>Did the authors define how many participants were excluded at each phase of the study and list reasons for exclusion?</p> <p>Did the authors present this information in a flow chart?</p>	<ul style="list-style-type: none"> ▶ Detailed inclusion and exclusion criteria help the reader to assess generalisability. ▶ Knowing when and why participants dropped out or were removed from the study is essential to estimate attrition bias.
Data analysis	<p>Was a study hypothesis presented and a primary outcome specified?</p> <p>Was the hypothesis supported or rejected?</p> <p>If null hypothesis statistical testing was performed, were exact p values, df and the test statistics presented?</p> <p>Were standardised effect sizes and their precision reported?</p>	<ul style="list-style-type: none"> ▶ Specifying the study hypothesis and the primary outcome prospectively safeguards against selective reporting. Discrepancies between the registration and the study report may indicate outcome switching, which favours statistically significant results and introduces selective reporting bias.^{89 90} ▶ Reporting the test statistic and df allows readers to identify misreported p values. In 13% of psychology studies, meta-researchers detected mismatches between p values and the reported test statistic and df that would affect statistical conclusions.⁴⁶ ▶ Analyses should take the magnitude, confidence and likelihood of an effect into account, instead of focusing on whether effects are statistically significant. Effect sizes show the magnitude of effects within a study, while standardised effect sizes allow for comparisons across studies.⁹¹

Continued

Table 2 Continued

Category	Assessment	Rationale and context
Data visualisation	Were bar graphs used to visualise continuous data?	► Using bar graphs to visualise continuous data are problematic because many different data distributions can lead to the same bar graph. The actual data may suggest different conclusions from the summary statistics alone. ^{43 44}
Intervention reporting	What type of intervention was performed (eg, exercise, physical therapy, surgery)? For exercise interventions: ► Was monitoring of adherence to the intervention addressed? ► Were essential details needed to replicate the experimental and control interventions (eg, frequency, intensity, volume, and type of exercise) provided?	► When clinical trials do not report details needed to implement the intervention, findings cannot be translated into clinical practice. The minority of exercise studies provided enough information to allow others to replicate interventions. ⁶⁷ The high prevalence of insufficient reporting led to the establishment of new intervention reporting guidelines. ^{65 66} ► Adherence can effect intervention efficacy. Intervention effects can be up to three times larger in fully adherent participants compared with partly adherent participants. ⁶⁸
Transparency criteria	Was the study registered or pre-registered? Was a data availability statement included? Were the data publicly available? Was the study openly accessible?	► Half of researchers admit to selectively reporting results and presenting post hoc analyses as if they had been pre-specified. ⁷⁰ Pre-registration protects against this. Pre-registration (since 2005) and data availability statements (since 2018) are mandatory for clinical trials. ⁹² ► Open access papers generate more media coverage and citations. ⁹³ ► Open data facilitates collaboration and benefits society. ⁹³ In 2017, 21% of 316 biomedical journals ⁹⁴ and 28% of funders ⁹⁵ required open data.

RESULTS

One hundred and seventy-five articles were screened, and 168 articles were reviewed from 27 sports medicine and orthopaedics journals (online supplemental figure S1, online supplemental table S1). Eleven articles were excluded because they did not meet the ICMJE clinical trial criteria. One extended conference abstract was excluded because it was not a full-length research article. Analyses included the remaining 163 papers.

Rigour and sample criteria

Sample size calculations

The reporting prevalence of sample size calculations and related results can be found in figure 1. In trials not reporting a priori sample size calculation (figure 1), 2% (95% CI 0% to 5%; n=4) reported that no sample size calculation was performed because the study was an exploratory pilot study. Among trials reporting sample size calculations (n=98), 53% (95% CI 43% to 63%; n=52) included a justification for the expected effect size. The remaining trials either presented no justification (39%; 95% CI 23% to 42%; n=32) or used arbitrary effect size thresholds (14%; 95% CI 7% to 21%; n=14). Almost all sample size calculations were based on statistical power (93%; 95% CI 88% to 98%; n=96). Two sample size calculations were based on precision (2%; 95% CI 0% to 5%). No calculations were based on Bayes methods.

Randomisation and allocation concealment

The reporting prevalence of randomisation, allocation concealment and related results can be found in figure 1. In trials not addressing randomisation (figure 1), two trials (1%; 95% CI 0% to 3%) were not randomised, and five trials did not mention randomisation (3%; 95% CI 0% to 6%).

Complete information on the allocation concealment procedure was provided by 8% (95% CI 4% to 12%; n=13) of the trials (defined as reporting who generated the randomisation sequence, and who enrolled participants and assigned them to interventions). Some of this information was available 23% (95% CI 16% to 29%; n=37) of trials, and 69% (95% CI 62% to 76%; n=113) did not report any information. Few studies reported at least some information on all three factors needed to assess randomisation and allocation concealment (randomisation type, method and allocation concealment; 18%; 95% CI 12% to 24%; n=30).

Blinding

The reporting prevalence of statements on blinding of different stakeholders can be found in figure 1. The actual blinding status of included trials is visualised in figure 2. Two-thirds of the trials addressed blinding (figure 2). Among trials that addressed blinding (figure 1), 81% (95% CI 73% to 88%; n=84) used blinding, while 19%

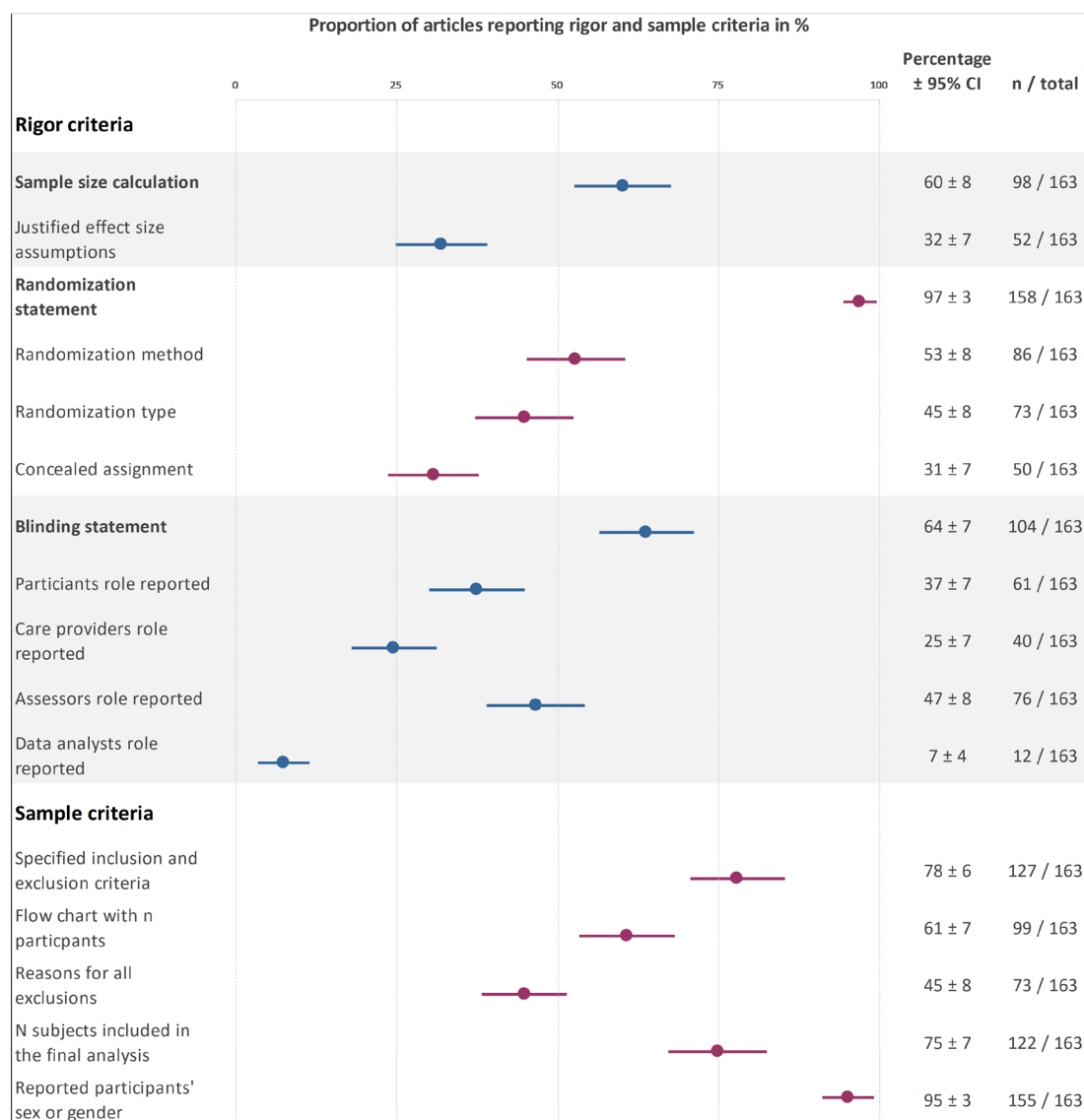


Figure 1 Reporting prevalence for rigour and sample criteria. This plot displays the percentage of trials that addressed each criteria. For information on the actual randomisation or blinding status, please refer to the text. The different coloured data points are for better visual differentiation of each subcategory. Created by the authors.

(95% CI 12% to 27%; n=20) were not blinded. Only 4% (95% CI 1% to 7%; n=7) of all trials addressed the blinding status of all four stakeholder groups (figure 2). Trials were most likely to address the blinding status of the outcome assessors and the participants. The blinding status of data analysts is typically unreported.

Sample-related criteria

The reporting prevalence of criteria related to the study sample can be found in figure 1. Approximately three-quarters of the trials reported the inclusion and exclusion criteria and provided complete information on the number of participants at enrolment, after enrolment and included in data analysis (figure 1). Fewer trials used a flow chart to illustrate the number of included and excluded participants at each stage. Among trials that did not report the reasons for all exclusions after enrolment (figure 1), 17% (95% CI 11% to 22%; n=24/90) reported

the reasons for some exclusions and 33% (95% CI 26% to 41%; n=41/90) did not report any information.

In trials that stated participants' sex or gender (figure 1), a median of 51% (IQR 27%–71%) of participants were women in the group with the highest proportion of women, versus 49% (IQR 22%–66%) in the group with the lowest proportion of women.

Intervention criteria

The most frequent intervention type was exercise (44%; 95% CI 37% to 52%; n=72), followed by surgery (26%; 95% CI 19% to 32%; n=42). Diet (6%; 95% CI 2% to 9%; n=9), physical therapy (5%; 95% CI 2% to 8%; n=8), pharmacological interventions (4%; 95% CI 0% to 2%; n=7) and manual therapy (1%; 95% CI 0% to 2%; n=1) were uncommon. Fifteen per cent (95% CI 9% to 20% n=24) of studies used other interventions.

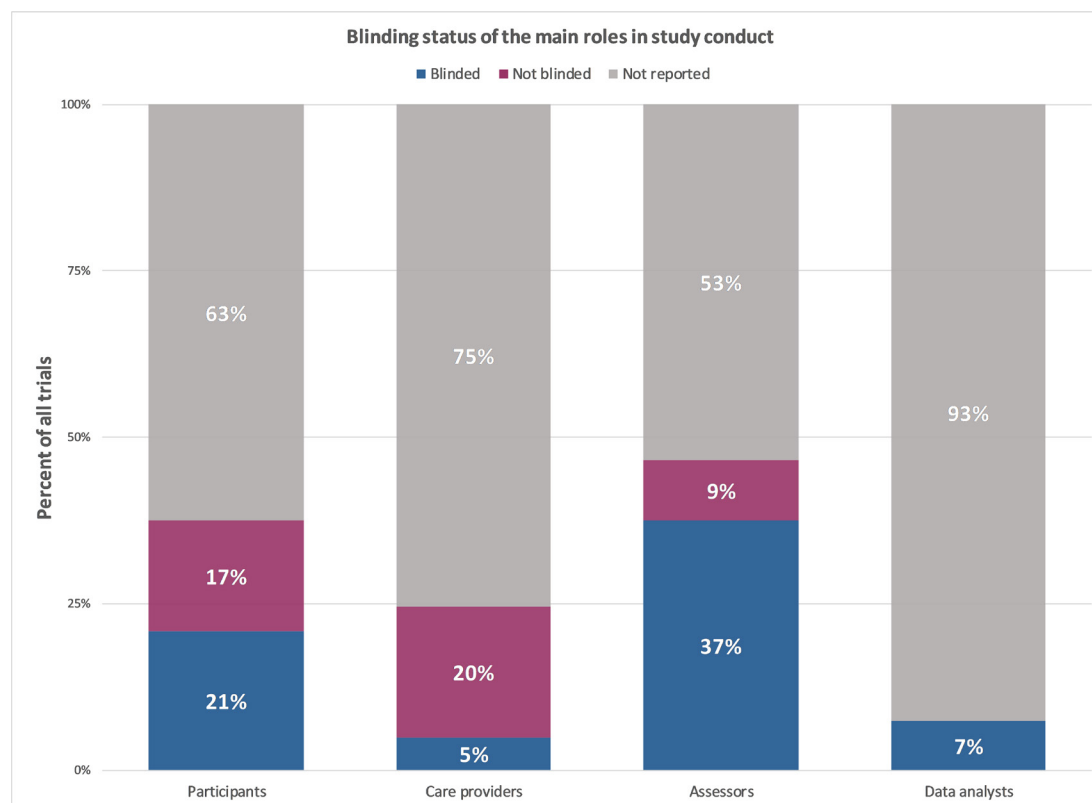


Figure 2 The blinding status across the main different stakeholder groups across all clinical trials (n=163). Created by the authors.

We next examined reporting of details needed to assess or implement exercise interventions. Sixty-two per cent (95% CI 50% to 73%; n=42) of trials with exercise interventions monitored adherence or compliance, one trial (1%; 95% CI 0% to 4%) reported that adherence was not monitored, and 37% (95% CI 25% to 48%; n=25) of trials did not mention intervention adherence or compliance. All trials reported at least some information about the experimental exercise intervention, and most trials provided complete information (table 2) (83%; 95% CI 75% to 92%; n=60). Fewer trials reported complete information for the control interventions (63%; 95% CI 51% to 74%; n=45). Five trials did not provide any information about the control intervention (7%; 95% CI 1% to 13%).

Data analysis and transparency criteria

Hypotheses and outcome measures

The reporting prevalence of the study hypotheses and outcome measures can be found in figure 3. Nearly half of the articles specified a primary outcome and almost two-thirds of the articles presented a hypothesis (figure 3). Among clinical trials that reported a hypothesis (figure 3), 61% (95% CI 53% to 68%; n=62) supported the main hypothesis, while 39% of trials (95% CI 32% to 47%; n=40) did not support the main hypothesis.

Statistical reporting

Figure 3 shows the reporting prevalence of criteria related to statistical reporting and data visualisation. Almost all studies used NHST (figure 3). While most trials reported

exact p values, few reported test statistics and degrees of freedom (df). Approximately half of the trials reported standardised effect sizes but only 21% included the precision of the effect size estimates. One study reported Bayesian statistics (1%; 95% CI 0% to 2%).

Data visualisation

Bar graphs were used to display continuous data in 21% (95% CI 15% to 21%; n=34) of trials.

Transparency

The reporting prevalence of transparency criteria are shown in figure 3. Most of the studies with registration statements (figure 3) were registered in ClinicalTrials.gov (n=52), followed by the Australian New Zealand Clinical Trials Registry (n=9), International Standard Randomized Controlled Trial Number Register (n=4) and other regional clinical trials registries (n=9). Less than half of the registered trials, and 20% of all trials, were pre-registered. The remaining trials with registration statements were registered retrospectively (58%; 95% CI 48% to 69%; n=49/84). This included six prospectively registered trials where the primary outcome was changed after data collection started. Two studies with registration statements did not provide sufficient information to determine whether the study was registered prospectively or retrospectively (2%; 95% CI 0% to 6%; n=2/84).

Data availability statements were uncommon (figure 3). No trial with a data availability statement deposited data publicly in an open repository. Twenty-one per cent of

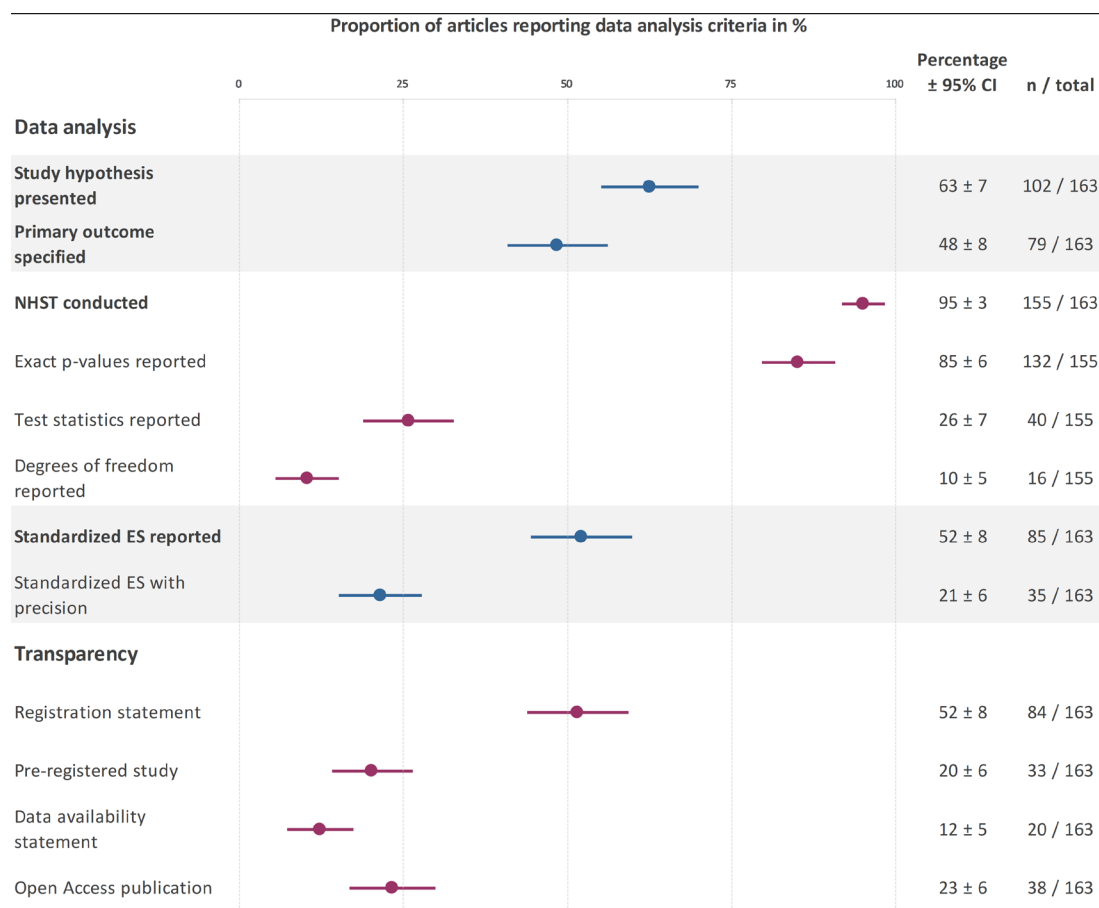


Figure 3 Reporting prevalence for data analysis and transparency criteria. This plot displays the percentage of trials that addressed each criteria. Created by the authors. ES, effect size; NHST, null hypothesis statistical testing.

the trials with data availability statements (95% CI 15% to 27%; n=4) noted that data were not publicly available, whereas 74% (95% CI 67% to 80%; n=15) stated that data were available on request. One study (5%; 95% CI 2% to 9%) reported that all data were available in the main text and its supplements, however, raw data were not available in either location.

Exploratory analyses

Pre-registration and reporting

Compared with unregistered or retrospectively registered studies, pre-registered studies were more likely to report complete information for randomisation (type and method) and allocation concealment (OR 4.3; 95% CI 1.9 to 10.0), whether all stakeholders were blinded (OR 8.6; 95% CI 1.6 to 46.5), a priori sample size calculations (OR 2.5; 95% CI 1.1 to 5.8), justifications for expected effect sizes used in power calculations (OR 2.5; 95% CI 1.1 to 5.8) and specifying the primary outcome measure (OR 3.3; 95% CI 1.5 to 7.1). The odds of reporting (OR 1.0; 95% CI 0.48 to 2.1) or rejecting (OR 1.0; 95% CI 0.42 to 2.6) the study hypothesis were not clearly different between unregistered and pre-registered studies.

Sample size calculations and reporting

The odds of rejecting the main hypothesis in trials with a priori sample calculations were not different from 1 (OR

1.3; 95% CI 0.6 to 2.8). Trials that provided justifications for the expected effect size were more likely to reject the study hypothesis (OR 2.5; 95% CI 1.2 to 5.2).

Flow charts and reporting

The odds of reporting all reasons for dropouts (OR 4.6; 95% CI 2.3 to 9.3) and explicitly reporting the number of participants in each group that were included in the data analysis (OR 163.3; 95% CI 21.4 to 1248.5) were higher among studies that used flow charts to track participant flow, compared with those that did not.

DISCUSSION

Sports medicine and orthopaedics researchers have recently emphasised rigorous study design and reporting to make research easier to understand, interpret and translate into clinical practice.¹⁶ Calls for more transparent reporting in orthopaedics and sports medicine^{19 26 27} followed older studies suggesting that poor clinical trial reporting limits readers ability to assess study quality and risk of bias.^{13 28 29} Our study shows that while most studies include a general statement about rigour criteria, like blinding or randomisation, these statements lack essential details needed to assess the risk of bias. The majority of the trials report criteria related to the study sample,

such as the sex of participants, inclusion and exclusion criteria or the number of participants finally included in the analysis. Only 20% of the studies were pre-registered. No study shared data in open repositories.

Opportunities to improve reporting

These results highlight two main opportunities to improve transparency and reproducibility in sports medicine and orthopaedics clinical trials; improving reporting for essential details of the main CONSORT elements and increasing uptake of open science practices.

First, our results indicate that most authors are aware that they need to address factors like blinding, randomisation and sample size calculations; however, few provide the essential details required to evaluate the trial and interpret the results. Almost all trials addressed blinding, for example, but only 4% reported the blinding status of all main stakeholders. Educational efforts should emphasise the difference between informative and uninformative reporting (see example in figure 4).

CONSORT writing templates may also help.²⁸ Target criteria should include the blinding status of all main stakeholders, randomisation type and method, how and by whom concealed allocation was performed and effect size justifications in sample size calculations.

Second, interventions are needed to increase pre-registration and data sharing. Although the ICMJE has required clinical trial pre-registration since 2005,²⁹ only one-fifth of the trials were pre-registered. Pre-registered studies had higher odds of reporting several rigorous criteria, potentially suggesting that authors who pre-register may be more aware of reporting guidelines. Our results are consistent with previous findings³⁰ that trial registrations were among the least reported CONSORT items in sports medicine. A recent study in kinesiology shows even lower rates of pre-registration, data availability statements and data sharing in open repositories.³¹ Sports medicine researchers have already noted that pre-registration and registered reports can prevent questionable research practices²⁶ (table 1) or make them easier to detect.³²

Data were not shared in public repositories, suggesting that this topic requires special attention. The benefits of data sharing for authors include more citations,^{33 34} likely increased trustworthiness,³⁵ and increased opportunities to collaborate with researchers who want to perform secondary analyses.³⁶ Recent materials have addressed many common concerns about sharing patient data, including data privacy and confidentiality.^{37–39} Regulations vary by country and institution. Some institutions have designated support staff for data sharing. Researchers should contact their institutions' data privacy, statistics or ethics offices to identify local experts. Seventy-four per cent of the trials with data availability statements noted that data were available on request. This is problematic, as such data are often unavailable and the odds of obtaining data decline precipitously with time since publication.⁴⁰

How to conduct & report sample size calculations

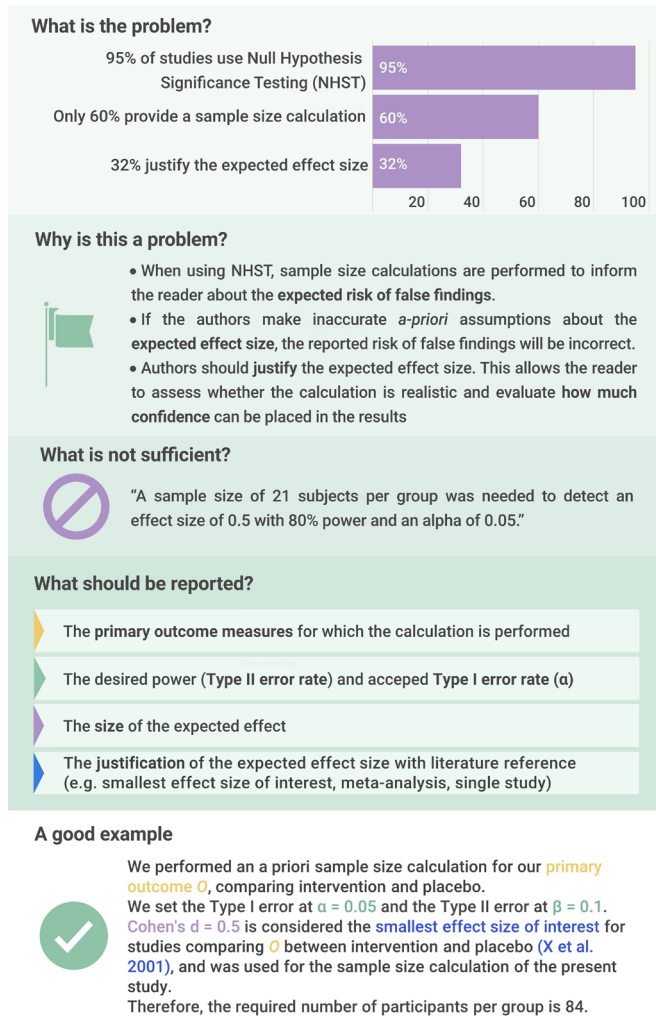


Figure 4 A priori sample size calculations are essential for generating meaningful results with clinical trials. Created by the authors. This infographic focuses on key elements a priori sample size calculations that should be reported in clinical trial publication. However, it is important to note that each element should be justified individually including the thresholds for type 1 and type 2 errors, and the expected effect size. Lakens free article on sample size justification provides an excellent overview of aspects to consider when planning empirical research studies.⁹⁶

Interestingly, our exploratory analysis revealed that the odds of rejecting the study hypothesis were 2.5 (95% CI 1.2 to 5.2) times higher in trials that provided a justification for the expected effect size in sample size calculations. This might indicate overinflated effect sizes, as trials that based their sample size calculation on effect sizes published in earlier studies more often failed to find a similar sized effect. Inflated effect sizes were also observed in the psychological science reproducibility project, where replicated effects were generally smaller than those in the initial studies.⁴¹

Authors should also be encouraged to report the data analysis transparently. Our study shows that more than one-fifth of the included trials used bar graphs to visualise continuous data. While this practice is common in many fields,⁴² these figures are problematic because many different data distributions can lead to the same summary statistics shown in bar graphs. Researchers should use data visualisations that show the data distribution, such as dot plots, box plots or violin plots.^{43 44} Reporting of test statistics and degrees of freedom yields much potential for improvement, as well as reporting of standardised effect sizes and their precision. Instead of making decisions based on p values alone, reporting the size and precision of effects in combination with the p value provides a more complete representation of the results and reduces the likelihood of spurious findings. P values that do not match the reported test-statistic and degrees of freedom were included in 25% to 38% of medical articles,⁴⁵ and up to 50% in psychology papers.⁴⁶ These inaccurate p values may alter study conclusions in 13% of psychology papers.⁴⁶ Our study shows that these assessments are impossible in sports medicine and orthopaedics clinical trials, as test statistics and degrees of freedom are rarely reported.

Reporting of criteria related to the study sample and to exercise interventions highlighted some positive points. Whereas Costello *et al*⁴⁷ observed that less than 40% of sports and exercise study participants were women, indicating sex bias, our study, on average, shows an even distribution of sex/gender. Similarly the number of participants included in the analysis was reported in 75% of trials in the present study, compared with 42% of randomised controlled trials in orthopaedic journals.¹³ The introduction of flow charts to display the participant flow in CONSORT 2010 may improve reporting for sample-related criteria, as trials which included flow charts were more likely to report the number of participants included in the analysis and reasons for all exclusions. While the majority of studies reported key details of exercise interventions, reporting was less comprehensive for the control intervention and for intervention adherence or compliance.

Options for systemic interventions to improve reporting

Ongoing reporting deficiencies in clinical trials highlight the need for systemic interventions to improve reporting. The 2010 CONSORT guideline has been endorsed by more than 50% of the core medical journals and the ICMJE.⁴⁸ Transparent research practices and reporting need to be incentivised on different levels and by different stakeholders in the academic research life-cycle.^{49 50} Persistent reporting deficiencies^{12 21} indicate that endorsement without enforcement is insufficient,^{51 52} and engaging individuals, journals, funders, and institutions is necessary to improve reporting.^{49 53}

One option to improve reporting is for journals to enforce existing guidelines and policies. All journals in our sample were peer reviewed; yet there were major essential details often missing from published trials. This

suggests that peer review alone is insufficient. Alternatives include rigorous manual review by trained 'trial reporting' assessors, automated screening or a combined approach. A journal programme that trained early career researchers to check for common data visualisation errors was well accepted by authors and increased compliance with data presentation guidelines.⁵⁴ Implementing similar programmes, using paid staff, could improve CONSORT compliance. Alternatively, automated screening tools may efficiently flag missing information for peer reviewers.^{55 56} Peer review systems at several journals include an automated tool that checks statistical reporting and guideline adherence.⁵⁷ Tools are available to screen for risk of bias (RobotReviewer; RRID:SCR_021064⁵⁸), and CONSORT methodology criteria (CONSORT-TM; RRID:SCR_021051⁵⁹). The CONSORT tool performs well for frequently reported criteria, but needs more training data for less often reported criteria.⁵⁹ New tools may need to be created to assess details like the specifics of allocation concealment, blinding of specific stakeholders or justifications of expected effect sizes. As 52% of clinical trials in our sample were published in only five journals, systemic efforts to improve reporting in these journals level could make a noticeable difference on clinical trial reporting in the field.

A second option is automated screening of sports medicine and orthopaedics preprints. Preprints, which are posted on public servers such as medRxiv and sportRxiv prior to peer review, allow authors to receive feedback and improve their manuscripts before journal submission. Large-scale automated screening of bioRxiv and medRxiv preprints for rigour and transparency criteria is feasible and could raise awareness about factors affecting transparency and reproducibility.⁶⁰ Automated screening has limitations—the tools make mistakes and cannot always determine whether a particular item is relevant to a given study. Automated screening may complement peer review, but is not a replacement. The value of this approach will also depend on the proportion of trials that are posted as preprints.

Dashboards may offer a third option for monitoring changes in practice over time, and raising awareness about the importance of specific reporting practices among researchers, policymakers and the public. When used to inform incentives systems, dashboards may potentially contribute to improved reporting. Dashboards may work best in combination with other measures, like policy changes, incorporating practices described in dashboards into researcher assessments or rewarding researchers for improving reporting. Policymakers and the scientific community can use dashboards to evaluate the effectiveness of interventions to improve scientific practice. Data from dashboards can show whether interventions impact scientific practice or demonstrate that further incentives are needed to drive change. Examples include dashboards on open science,⁶¹ and trial results reporting.⁶² In sports medicine and orthopaedics, clinical trial dashboards could track transparent research practices for

journals, society publishers or all publications, and should include commonly missed items identified in this study. Researchers may need to develop new automated tools to track some criteria.

The scientific community has long relied on educational resources to improve reporting. On-demand resources include the CONSORT guideline use webinar by Altman,⁶³ and open webinars on pre-registration, sample size justification and other topics offered by the Society for Transparency, Openness and Replication in Kinesiology.⁶⁴ Creating a single platform with field-relevant resources; then collaborating with large journals, publishers and societies, may help to disseminate materials to the global orthopaedics and sports medicine community.

Limitations

Our CONSORT-based evaluation criteria for intervention reporting were not optimised for non-exercise or wait-and-see control interventions. While the assessments required by guidelines for intervention reporting^{65 66} were beyond the scope of this study, previous studies assessed intervention reporting in detail.^{17 67–69} Larger, confirmatory studies are needed to examine relationships between different variables, as ORs calculated in the present study were exploratory post-hoc calculations. We examined the top 25% sports medicine and orthopaedics journals; hence our findings may not be generalisable to journals that are not indexed by PubMed, lower tier journals, non-English journals or unpublished trials. The use of the clinical trial filter may have led to the exclusion of a small number of trials that were incorrectly classified on indexing.

CONCLUSIONS

The present study in recent sports medicine and orthopaedic clinical trials shows that authors often report general information on rigour criteria but few provide the essential details to assess risk of bias required by existing guidelines. Examples include the blinding status of all main stakeholders, information on the concealed assignment or the justification of expected effect sizes in sample size calculations. Further, transparent research practices like pre-registration or data sharing are rarely used in sports medicine and orthopaedics.

As reporting guidelines for clinical trial reporting are long established and well accepted across medical fields, the persistent lack of detailed reporting suggests that education and existing guidelines alone are not working. Better incentives, further interventions and other innovative approaches are needed to improve clinical trial reporting further. We present options for future interventions, which might include rigorous peer-reviewer training, automated screening of submitted manuscripts and preprints and field-specific dashboards to monitor reporting and transparent research practices to increase awareness and track improvements over time. Our results

show which aspects of clinical trial reporting have the greatest need for improvement. Researchers can use this data to tailor future interventions to improve reporting to the needs of the sports medicine and orthopaedics community.

Author affiliations

¹BIH QUEST Center for Responsible Research, Berlin Institute of Health at Charité - Universitätsmedizin Berlin, Berlin, Germany

²Department of Sport and Health Sciences, University of Potsdam, Potsdam, Brandenburg, Germany

³Department of Strength, Power and Tactical Sports, Institute for Applied Training Science, Leipzig, Germany

⁴Center of Orthopaedics and Traumatology, Brandenburg Medical School Theodor Fontane, Neuruppin, Brandenburg, Germany

Twitter Robert Schulz @RSchulz_ and Tracey L Weissgerber @T_Weissgerber

Acknowledgements We would like to acknowledge Mia Pattillo for her valuable contributions to extracting the registration status of trials.

Contributors Project conceptualisation: RS, TLW. Project administration: RS, TLW. Methodology: RS, TLW. Investigation: RS, RP, GL. Validation: GL. Data curation: RS, GL. Visualisation: RS created visualisations and TW provided feedback. Data analysis: RS. Supervision: TLW, MC. Writing—original draft: RS, TLW. Writing—reviewing and editing: RS, TLW, GL, RP, MC.

Funding The authors have not declared a specific grant for this research from any funding agency in the public, commercial or not-for-profit sectors.

Competing interests None declared.

Patient and public involvement Patients and/or the public were not involved in the design, or conduct, or reporting, or dissemination plans of this research.

Patient consent for publication Not applicable.

Ethics approval Not applicable.

Provenance and peer review Not commissioned; externally peer reviewed.

Data availability statement All data are available on the Open Science Framework and may be accessed under the Creative Commons Attribution V.4.0 International License at the following link: <https://osf.io/q8b46/>.

Supplemental material This content has been supplied by the author(s). It has not been vetted by BMJ Publishing Group Limited (BMJ) and may not have been peer-reviewed. Any opinions or recommendations discussed are solely those of the author(s) and are not endorsed by BMJ. BMJ disclaims all liability and responsibility arising from any reliance placed on the content. Where the content includes any translated material, BMJ does not warrant the accuracy and reliability of the translations (including but not limited to local regulations, clinical guidelines, terminology, drug names and drug dosages), and is not responsible for any error and/or omissions arising from translation and adaptation or otherwise.

Open access This is an open access article distributed in accordance with the Creative Commons Attribution Non Commercial (CC BY-NC 4.0) license, which permits others to distribute, remix, adapt, build upon this work non-commercially, and license their derivative works on different terms, provided the original work is properly cited, appropriate credit is given, any changes made indicated, and the use is non-commercial. See: <http://creativecommons.org/licenses/by-nc/4.0/>.

ORCID iDs

Robert Schulz <http://orcid.org/0000-0002-4830-309X>

Georg Langen <http://orcid.org/0000-0003-4285-5253>

Robert Prill <http://orcid.org/0000-0002-4916-1206>

Michael Cassel <http://orcid.org/0000-0002-6947-4517>

Tracey L Weissgerber <http://orcid.org/0000-0002-7490-2600>

REFERENCES

- 1 Emanuel EJ, Wendler D, Grady C. What makes clinical research ethical? *JAMA* 2000;283:2701–11.
- 2 Califf RM, DeMets DL. Principles from clinical trials relevant to clinical practice: Part I. *Circulation* 2002;106:1015–21.

- 3 Gerstein HC, McMurray J, Holman RR. Real-World studies no substitute for RCTs in establishing efficacy. *Lancet* 2019;393:210–1.
- 4 Zarin DA, Goodman SN, Kimmelman J. Harms from uninformative clinical trials. *JAMA* 2019;322:813–814.
- 5 Feudtner C, Schreiner M, Lantos JD. Risks (and benefits) in comparative effectiveness research trials. *N Engl J Med* 2013;369:892–4.
- 6 van Delden JJM, van der Graaf R. Revised CIOMS international ethical guidelines for health-related research involving humans. *JAMA* 2017;317:135–6.
- 7 Schulz KF, Altman DG, Moher D, et al. Consort 2010 statement: updated guidelines for reporting parallel group randomised trials. *PLoS Med* 2010;7:e1000251.
- 8 Moher D, Hopewell S, Schulz KF, et al. Consort 2010 explanation and elaboration: updated guidelines for reporting parallel group randomised trials. *BMJ* 2010;340:c869.
- 9 ICMJE. Recommendations for the Conduct, Reporting, Editing and Publication of Scholarly Work in Medical Journals [Internet], 2020. Available: <http://www.icmje.org> [Accessed 04 Aug 2020].
- 10 Moher D, Simera I, Schulz KF, et al. Helping editors, peer reviewers and authors improve the clarity, completeness and transparency of reporting health research. *BMC Med* 2008;6:13.
- 11 Turner L, Shamseer L, Altman DG, et al. Does use of the CONSORT statement impact the completeness of reporting of randomised controlled trials published in medical journals? A cochrane review. *Syst Rev* 2012;1:60.
- 12 Dechartres A, Trinquart L, Atal I, et al. Evolution of poor reporting and inadequate methods over time in 20920 randomised controlled trials included in Cochrane reviews: research on research study. *BMJ* 2017;357:j2490.
- 13 Chess LE, Gagnier J. Risk of bias of randomized controlled trials published in orthopaedic journals. *BMC Med Res Methodol* 2013;13:76.
- 14 Nielsen RO, Shrier I, Casals M, et al. Statement on methods in sport injury research from the 1st methods matter meeting, Copenhagen, 2019. *Br J Sports Med* 2020;54:941.
- 15 Zenko Z, Steele J, Mills J. Communications in Kinesiology: a new open access Journal from the Society for transparency, openness, and replication in Kinesiology. *Communications in Kinesiology* 2020;1:1–3.
- 16 Verhagen E, Stovitz SD, Mansournia MA, et al. BJSM educational editorials: methods matter. *Br J Sports Med* 2018;52:1159–60.
- 17 Holden S, Rathleff MS, Jensen MB, et al. How can we implement exercise therapy for patellofemoral pain if we don't know what was prescribed? A systematic review. *Br J Sports Med* 2018;52:385.
- 18 Losina E. Why past research successes do not translate to clinical reality: gaps in evidence on exercise program efficacy. *Osteoarthritis Cartilage* 2019;27:1–2.
- 19 Knudson D. Confidence crisis of results in biomechanics research. *Sports Biomech* 2017;16:425–33.
- 20 Büttner F, Toomey E, McClean S, et al. Are questionable research practices facilitating new discoveries in sport and exercise medicine? the proportion of supported hypotheses is implausibly high. *Br J Sports Med* 2020;54:1365–71.
- 21 Kane RL, Wang J, Garrard J. Reporting in randomized clinical trials improved after adoption of the CONSORT statement. *J Clin Epidemiol* 2007;60:241–9.
- 22 Schulz R, Langen G, Prill R, et al. The devil is in the details: reporting and transparent research practices in sports medicine and orthopedic clinical trials, 2021. Available: <https://osf.io/dm549>
- 23 SCImago (SJR — SCImago Journal & Country Rank [Portal] [Internet], 2020. Available: <https://www.scimagojr.com/journalrank.php?category=2732> [Accessed 22 Feb 2021].
- 24 Ouzzani M, Hammady H, Fedorowicz Z, et al. Rayyan-a web and mobile APP for systematic reviews. *Syst Rev* 2016;5:210.
- 25 Nosek BA, Alter G, Banks GC, et al. Scientific standards. promoting an open research culture. *Science* 2015;348:1422–5.
- 26 Caldwell AR, Vigotsky AD, Tenan MS, et al. Moving sport and exercise science forward: a call for the adoption of more transparent research practices. *Sports Med* 2020;50:449–59.
- 27 Halperin I, Vigotsky AD, Foster C, et al. Strengthening the practice of exercise and Sport-Science research. *Int J Sports Physiol Perform* 2018;13:127–34.
- 28 Barnes C, Boutron I, Giraudeau B, et al. Impact of an online writing aid tool for writing a randomized trial report: the COBWEB (Consort-based web tool) randomized controlled trial. *BMC Med* 2015;13:221.
- 29 De Angelis C, Drazen JM, Frizelle FA, et al. Clinical trial registration: a statement from the International Committee of medical Journal editors. *Ann Intern Med* 2004;141:477–8.
- 30 Harris JD, Cvetanovich G, Erickson BJ, et al. Current status of evidence-based sports medicine. *Arthroscopy* 2014;30:362–71.
- 31 Twomey R, Yingling V, Warne J, et al. Nature of our literature. *Commun in Kinesiology* 2021;1.
- 32 Warren M. First analysis of 'pre-registered' studies shows sharp rise in null findings. *Nature* 2018;112.
- 33 Christensen G, Dafoe A, Miguel E, et al. A study of the impact of data sharing on article citations using Journal policies as a natural experiment. *PLoS One* 2019;14:e0225883.
- 34 Colavizza G, Hrynaskiewicz I, Staden I, et al. The citation advantage of linking publications to research data. *PLoS One* 2020;15:e0230416.
- 35 Lesk M, Mattern JB, Moulaison Sandy H. Are Papers with Open Data More Credible? An Analysis of Open Data Availability in Retracted PLoS Articles. In: Taylor NG, Christian-Lamb C, Martin MH, et al, eds. *Information in contemporary Society*. Cham: Springer International Publishing, 2019: 154–61.
- 36 Lo B, DeMets DL. Incentives for clinical Trialists to share data. *N Engl J Med* 2016;375:1112–5.
- 37 Mello MM, Francer JK, Wilenzick M, et al. Preparing for responsible sharing of clinical trial data. *N Engl J Med* 2013;369:1651–8.
- 38 Taichman DB, Sahni P, Pinborg A, et al. Data Sharing Statements for Clinical Trials - A Requirement of the International Committee of Medical Journal Editors. *N Engl J Med* 2017;376:2277–9.
- 39 Keerie C, Tuck C, Milne G, et al. Data sharing in clinical trials - practical guidance on anonymising trial datasets. *Trials* 2018;19:25.
- 40 Vines TH, Albert AYK, Andrew RL, et al. The availability of research data declines rapidly with article age. *Curr Biol* 2014;24:94–7.
- 41 Open Science Collaboration. Psychology. estimating the reproducibility of psychological science. *Science* 2015;349:aac4716.
- 42 Riedel N, Schulz R, Kazezian V. Replacing bar graphs of continuous data with more informative graphics: are we making progress? *Clin Sci* 2022;CS20220287.
- 43 Weissgerber TL, Milic NM, Winham SJ, et al. Beyond bar and line graphs: time for a new data presentation paradigm. *PLoS Biol* 2015;13:e1002128.
- 44 Weissgerber TL, Winham SJ, Heinzen EP, et al. Reveal, Don't Conceal: Transforming Data Visualization to Improve Transparency. *Circulation* 2019;140:1506–18.
- 45 García-Berthou E, Alcaraz C. Incongruence between test statistics and P values in medical papers. *BMC Med Res Methodol* 2004;4:13.
- 46 Nuijten MB, Hartgerink CHJ, van Assen MALM, et al. The prevalence of statistical reporting errors in psychology (1985–2013). *Behav Res Methods* 2016;48:1205–26.
- 47 Costello JT, Bieuzen F, Bleakley CM. Where are all the female participants in sports and exercise medicine research? *Eur J Sport Sci* 2014;14:847–51.
- 48 CONSORT. Consort - Endorsers [Internet], 2021. Available: <http://www.consort-statement.org/about-consort/endorsers1>
- 49 Macleod MR, Michie S, Roberts I, et al. Biomedical research: increasing value, reducing waste. *The Lancet* 2014;383:101–4.
- 50 Mellor D. Improving norms in research culture to incentivize transparency and rigor. *Educ Psychol* 2021;56:122–31.
- 51 Hirst A, Altman DG. Are peer reviewers encouraged to use reporting guidelines? A survey of 116 health research journals. *PLoS One* 2012;7:e35621.
- 52 Shamseer L, Hopewell S, Altman DG, et al. Update on the endorsement of CONSORT by high impact factor journals: a survey of journal "Instructions to Authors" in 2014. *Trials* 2016;17:301.
- 53 Moher D. Reporting guidelines: doing better for readers. *BMC Med* 2018;16:233.
- 54 Keehan KH, Gaffney MC, Zucker IH. CORP: assessing author compliance with data presentation guidelines for manuscript figures. *Am J Physiol Heart Circ Physiol* 2020;318:H1051–8.
- 55 Halfman W, Horbach SPJM. What are innovations in peer review and editorial assessment for? *Genome Biol* 2020;21:87.
- 56 Checco A, Bracciale L, Loreti P, et al. AI-assisted peer review. *Humanit Soc Sci Commun* 2021;8:1–11.
- 57 BMC. Advancing peer review at BMC [Internet], 2021. Available: <https://www.biomedcentral.com/about/advancing-peer-review>
- 58 Soboczenski F, Trikalinos TA, Kuiper J, et al. Machine learning to help researchers evaluate biases in clinical trials: a prospective, randomized user study. *BMC Med Inform Decis Mak* 2019;19:96.
- 59 Kilicoglu H, Rosembat G, Hoang L, et al. Toward assessing clinical trial publications for reporting transparency. *J Biomed Inform* 2021;116:103717.
- 60 Weissgerber T, Riedel N, Kilicoglu H, et al. Automated screening of COVID-19 preprints: can we help authors to improve transparency and reproducibility? *Nat Med* 2021;27:6–7.
- 61 European Commission. Open science monitor [Internet], 2018. Available: https://ec.europa.eu/info/research-and-innovation/strategy/goals-research-and-innovation-policy/open-science/open-science-monitor_en

- 62 EU Trials Tracker. EU Trials Tracker — Who's not sharing clinical trial results? [Internet]: Evidence-Based Medicine Data Lab; University of Oxford, 2021. Available: <https://eu.trialstracker.net/>
- 63 Altman DG. WEBINAR: Doug Altman – CONSORT Statement guidance for reporting randomised trials | The EQUATOR Network [Internet]: EQUATOR, 2013. Available: <https://www.equator-network.org/2013/06/24/webinar-doug-altman-consort-statement-guidance-for-reporting-randomised-trials/>
- 64 Society for Transparency, Openness, and Replication in Kinesiology. Stork - Resources [Internet], 2021. Available: <https://storkinesiology.org/resources/>
- 65 Hoffmann TC, Glasziou PP, Boutron I, et al. Better reporting of interventions: template for intervention description and replication (TIDieR) checklist and guide. *BMJ* 2014;348:g1687.
- 66 Slade SC, Dionne CE, Underwood M, et al. Consensus on exercise reporting template (CERT): modified Delphi study. *Phys Ther* 2016;96:1514–24.
- 67 Slade SC, Keating JL. Exercise prescription: a case for standardised reporting. *Br J Sports Med* 2012;46:1110–3.
- 68 Verhagen EALM, Huppers MDW, Finch CF, et al. The impact of adherence on sports injury prevention effect estimates in randomised controlled trials: looking beyond the CONSORT statement. *J Sci Med Sport* 2011;14:287–92.
- 69 Hoffmann TC, Erueti C, Glasziou PP. Poor description of non-pharmacological interventions: analysis of consecutive sample of randomised trials. *BMJ* 2013;347:f3755.
- 70 Banks GC, O'Boyle EH, Pollack JM, et al. Questions about questionable research practices in the field of management. *J Manage* 2016;42:5–20.
- 71 Hutton JL, Williamson PR. Bias in meta-analysis due to outcome variable selection within studies. *Journal of the Royal Statistical Society: Series C* 2000;49:359–70.
- 72 Bernard R, Weissgerber TL, Bobrov E, et al. fiddle: a tool to combat publication bias by getting research out of the file drawer and into the scientific community. *Clin Sci* 2020;134:2729–39.
- 73 Chambers C. What's next for registered reports? *Nature* 2019;573:187–9.
- 74 Chalmers Iain. Underreporting research is scientific misconduct. *JAMA* 1990;263:1405.
- 75 Hopewell S, Loudon K, Clarke MJ, et al. Publication bias in clinical trials due to statistical significance or direction of trial results. *Cochrane Database Syst Rev* 2009;MR000006.
- 76 Dwan K, Gamble C, Williamson PR, et al. Systematic review of the empirical evidence of study publication bias and outcome reporting bias - an updated review. *PLoS One* 2013;8:e66844.
- 77 Kirkham JJ, Altman DG, Chan A-W, et al. Outcome reporting bias in trials: a methodological approach for assessment and adjustment in systematic reviews. *BMJ* 2018;362:k3802.
- 78 Nunan D, Aronson J, Bankhead C. Catalogue of bias: attrition bias. *BMJ Evid Based Med* 2018;23:21–2.
- 79 ICMJE. Recommendations | Preparing a Manuscript for Submission to a Medical Journal: Methods - statistics [Internet], 2021. Available: <http://www.icmje.org/recommendations/browse/manuscript-preparation/preparing-for-submission.html>
- 80 Kerr NL. HARKing: hypothesizing after the results are known. *Pers Soc Psychol Rev* 1998;2:196–217.
- 81 Button KS, Ioannidis JPA, Mokrysz C, et al. Power failure: why small sample size undermines the reliability of neuroscience. *Nat Rev Neurosci* 2013;14:365–76.
- 82 Kinney AR, Eakman AM, Graham JE. Novel effect size interpretation guidelines and an evaluation of statistical power in rehabilitation research. *Arch Phys Med Rehabil* 2020;101:2219–26.
- 83 Charles P, Giraudeau B, Dechartres A, et al. Reporting of sample size calculation in randomised controlled trials: review. *BMJ* 2009;338:b1732.
- 84 Abdul Latif L, Daud Amadera JE, Pimentel D, et al. Sample size calculation in physical medicine and rehabilitation: a systematic review of reporting, characteristics, and results in randomized controlled trials. *Arch Phys Med Rehabil* 2011;92:306–15.
- 85 Hewitt C, Hahn S, Torgerson DJ, et al. Adequacy and reporting of allocation concealment: review of recent trials published in four general medical journals. *BMJ* 2005;330:1057–8.
- 86 Armijo-Olivo S, Saltaji H, da Costa BR, et al. What is the influence of randomisation sequence generation and allocation concealment on treatment effects of physical therapy trials? A meta-epidemiological study. *BMJ Open* 2015;5:e008562.
- 87 Holman L, Head ML, Lanfear R, et al. Evidence of experimental bias in the life sciences: why we need blind data recording. *PLoS Biol* 2015;13:e1002190.
- 88 Haahr MT, Hróbjartsson A. Who is blinded in randomized clinical trials? A study of 200 trials and a survey of authors. *Clinical Trials* 2006;3:360–5.
- 89 Mathieu S, Boutron I, Moher D, et al. Comparison of registered and published primary outcomes in randomized controlled trials. *JAMA* 2009;302:977–84.
- 90 Chen T, Li C, Qin R, et al. Comparison of clinical trial changes in primary outcome and reported intervention effect size between trial registration and publication. *JAMA Netw Open* 2019;2:e197242.
- 91 Lakens D. Calculating and reporting effect sizes to facilitate cumulative science: a practical primer for t-tests and ANOVAs. *Front Psychol* 2013;4:863.
- 92 ICMJE. Recommendations | Clinical Trials [Internet], 2021. Available: <http://www.icmje.org/recommendations/browse/publishing-and-editorial-issues/clinical-trial-registration.html>
- 93 McKiernan EC, Bourne PE, Brown CT, et al. How open science helps researchers succeed. *Elife* 2016;5:e16800.
- 94 Vasilevsky NA, Minnier J, Haendel MA, et al. Reproducible and reusable research: are Journal data sharing policies meeting the mark? *PeerJ* 2017;5:e3208.
- 95 European Commission. Facts and Figures for open research data: Figures and case studies related to accessing and reusing the data produced in the course of scientific production. [Internet], 2019. Available: https://ec.europa.eu/info/research-and-innovation/strategy/goals-research-and-innovation-policy/open-science/open-science-monitor/facts-and-figures-open-research-data_en#fundspolicies
- 96 Lakens D. Sample size Justification. *Collabra: Psychology* 2021;8:33267.

The devil is in the details: Reporting and transparent research practices in orthopedic and sports medicine clinical trials

Supplemental material

Methods

Sample Size Calculation

This exploratory study does not require formal sample size calculations. However, conventionally, sample sizes between 30 and 150 subjects or items are recommended for exploratory study designs with non-probability sampling (1).

For information purposes only, a precision-based sample size estimation was performed to obtain rough estimates of relevant sample sizes. We assumed that three-quarters of articles would report the criteria (0.75), the margin of error would be 0.05, and a level of confidence of 0.8. These assumptions result in a calculated sample size of 124 articles. The estimated proportion was based on previous investigations in general medical journals (2–5). While the reporting prevalence varied substantially depending on the criterion, we chose an estimated reporting proportion of 75%, as the proportion of trials reporting information for risk of bias assessment was between 60 and 80% for most rigor criteria, and the latest large analysis of reporting in RCTs suggested that reporting was improving over time (5).

As the values chosen were estimates, additional sample size calculations were performed by varying the basic assumptions. The first alternative was to reduce the expected proportion from 75% to 66% (resulting in $n=148$) or 50% (resulting in $n=165$). Increasing the level of confidence from 0.8 to 0.9, with an expected proportion of 75%, would require an n of 203. After reviewing these estimates, the target sample size was set at

approximately n=175 clinical trials. Sample size calculations were performed with the web-based application Statulator (RRID:SCR_021003; 6).

We searched for clinical trials published in August 2020; then went backward in time adding additional months until the target sample size was reached. The final search dates included clinical trials published between January and August 2020.

Sample selection and screening process

Journals were selected on basis of the Scimago journal ranking list from 2019 in the subject category orthopedics and sports medicine as determined by 2019 by Scimago Journal Rank indicator (7). The Scimago journal-ranking list was sorted by the Scientific Journal Ranking. The top 25% of journals (n=65) were then entered into the PubMed search with filters for article type (clinical trial) and publication date (2019/12:2020/08). The search was run on September 16, 2020.

The search string was:

(((((("British journal of sports medicine"[Journal]) OR ("Sports Med"[jour]) OR ("The American journal of sports medicine"[Journal]) OR ("The bone & joint journal"[Journal]) OR ("The Journal of arthroplasty"[Journal]) OR ("The Journal of bone and joint surgery. American volume"[Journal]) OR ("Arthroscopy : the journal of arthroscopic & related surgery : official publication of the Arthroscopy Association of North America and the International Arthroscopy Association"[Journal]) OR ("Journal of bone and mineral research : the official journal of the American Society for Bone and Mineral Research"[Journal]) OR ("J Cachexia Sarcopenia Muscle"[jour]) OR ("Journal of shoulder and elbow surgery"[Journal]) OR ("Medicine and science in sports and exercise"[Journal]) OR ("Osteoarthritis and cartilage"[Journal]) OR ("International journal of sports physiology and

performance"[Journal])) OR ("Knee surgery, sports traumatology, arthroscopy : official journal of the ESSKA"[Journal])) OR ("Skeletal muscle"[Journal])) OR ("Exercise and sport sciences reviews"[Journal])) OR ("Acta orthopaedica"[Journal])) OR ("Spine"[Journal])) OR ("International orthopaedics"[Journal])) OR ("Clinical orthopaedics and related research"[Journal])) OR ("Foot & ankle international"[Journal])) OR ("Therapeutic advances in musculoskeletal disease"[Journal])) OR ("Journal of science and medicine in sport"[Journal])) OR ("Orthopaedic journal of sports medicine"[Journal])) OR ("European spine journal : official publication of the European Spine Society, the European Spinal Deformity Society, and the European Section of the Cervical Spine Research Society"[Journal])) OR ("Scandinavian journal of medicine & science in sports"[Journal])) OR ("Bone & joint research"[Journal])) OR ("Current reviews in musculoskeletal medicine"[Journal])) OR ("Global spine journal"[Journal])) OR ("The Journal of the American Academy of Orthopaedic Surgeons"[Journal])) OR ("The Journal of hand surgery"[Journal])) OR ("Journal of teaching in physical education : JTPE"[Journal])) OR ("International journal of sport nutrition and exercise metabolism"[Journal])) OR ("Journal of strength and conditioning research"[Journal])) OR ("Journal of sports sciences"[Journal])) OR ("Journal of pediatric orthopedics"[Journal])) OR ("Annals of physical and rehabilitation medicine"[Journal])) OR ("Sports health"[Journal])) OR ("Archives of orthopaedic and trauma surgery"[Journal])) OR ("Journal of sport and health science"[Journal])) OR ("European journal of applied physiology"[Journal])) OR ("European journal of sport science"[Journal])) OR ("The spine journal : official journal of the North American Spine Society"[Journal])) OR ("International journal of sports medicine"[Journal])) OR ("The Knee"[Journal])) OR ("The Orthopedic clinics of North America"[Journal])) OR ("Physical education and sport pedagogy"[Journal])) OR ("Journal of athletic training"[Journal])) OR ("Calcified tissue international"[Journal])) OR ("Sport, education and society"[Journal])) OR ("Journal of orthopaedics and traumatology : official journal of the Italian Society of Orthopaedics and Traumatology"[Journal])) OR ("Journal of orthopaedic trauma"[Journal])) OR

("Journal of orthopaedic research : official publication of the Orthopaedic Research Society"[Journal])) OR ("Journal of biomechanics"[Journal])) OR ("Clinical journal of sport medicine : official journal of the Canadian Academy of Sport Medicine"[Journal])) OR ("EFORT open reviews"[Journal])) OR ("Orthopaedics & traumatology, surgery & research : OTSR"[Journal])) OR ("Sports medicine - open"[Journal])) OR ("Clinics in sports medicine"[Journal])) OR ("European physical education review"[Journal])) OR ("The journal of knee surgery"[Journal])) OR ("Injury"[Journal])) OR ("Gait & posture"[Journal])) OR ("Research in sports medicine (Print)"[Journal])) AND ((clinicaltrial[Filter]) AND (2019/12:2020/08[pdat]))

Data Abstraction

All reviewers completed training on a minimum of 10 articles to ensure that responses were consistent before starting data abstraction. Data from all included studies were extracted using preformatted Excel spreadsheets.

Results

The search retrieved 175 articles from 27 journals Table S1. All articles were then uploaded into Rayyan (RRID:SCR_017584; 8) for title and abstract screening. Two reviewers (RS, GL) performed title and abstract screening to exclude articles that were obviously not clinical trials, as defined by the ICMJE. The ICMJE defines a clinical trial as any research project that prospectively assigns people or a group of people to an intervention, with or without concurrent comparison or control groups, to study the relationship between a health-related intervention and a health outcome (9). After the title and abstract screening, two independent abstractors (RS, GL, RP) reviewed each full-length, original research article and any available supplemental files. All papers meeting

the ICMJE definition of a clinical trial were included. Disagreements were resolved by consensus.

Table S1 Identified top 25% journals that published clinical trials in the time period of interest, the number of identified published articles, and the number of included articles

Title	Number of articles identified in search	Number of included articles
Medicine and Science in Sports and Exercise	22	21
Journal of Strength and Conditioning Research	22	21
Bone and Joint Journal	21	18
Journal of Sports Sciences	13	12
British Journal of Sports Medicine	12	12
Knee Surgery, Sports Traumatology, Arthroscopy	9	6
Journal of Bone and Joint Surgery - Series A	8	5
Acta Orthopaedica	8	8
Scandinavian Journal of Medicine and Science in Sports	8	8
American Journal of Sports Medicine	7	7
Journal of Shoulder and Elbow Surgery	7	7
Spine	6	6
Journal of Science and Medicine in Sport	6	6
International Journal of Sports Medicine	6	6
Sports Health	5	5
International Journal of Sports Physiology and Performance	4	4
European Journal of Sport Science	3	3
Journal of Sport and Health Science	2	2
Clinical Orthopaedics and Related Research	1	1
Foot and Ankle International	1	1
Archives of Orthopaedic and Trauma Surgery	1	1
Spine Journal	1	1
Knee	1	1
Journal of Athletic Training	1	1
	175	163

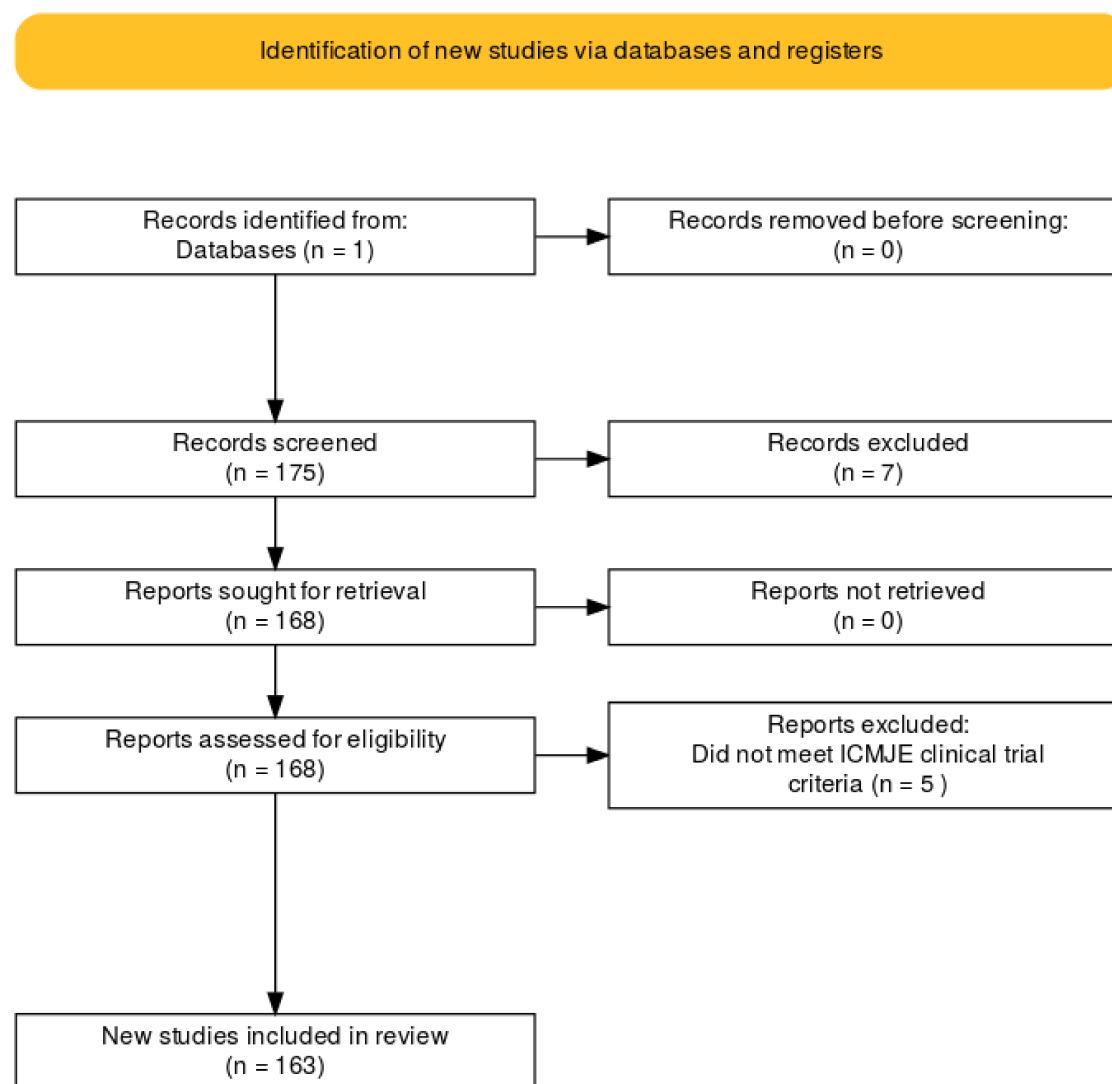


Figure S1 Flow chart of the study selection process. Seven studies were excluded during the abstract screening because they did not meet the ICMJE clinical trial criteria (n=6) or were the wrong publication type (extended conference abstract; n=1). The flow diagram was created with the ShinyApp for PRISMA 2020 (RRID: 10,11).

References

1. Daniel J, editor. Sampling essentials: Practical guidelines for making sampling choices. Los Angeles, Calif.: SAGE Publ; 2012. 291 p. eng.
2. Ghimire S, Kyung E, Kang W, Kim E. Assessment of adherence to the CONSORT statement for quality of reports on randomized controlled trial abstracts from four high-impact general medical journals. *Trials*. 2012;1377. doi:10.1186/1745-6215-13-77 Cited in: PubMed; PMID 22676267.
3. Turner L, Shamseer L, Altman DG, Schulz KF, Moher D. Does use of the CONSORT Statement impact the completeness of reporting of randomised controlled trials published in medical journals? A Cochrane review. *Syst Rev*. 2012;160. doi:10.1186/2046-4053-1-60 Cited in: PubMed; PMID 23194585.
4. Chess LE, Gagnier J. Risk of bias of randomized controlled trials published in orthopaedic journals. *BMC Med Res Methodol*. 2013;1376. doi:10.1186/1471-2288-13-76 Cited in: PubMed; PMID 23758875.
5. Dechartres A, Trinquart L, Atal I, Moher D, Dickersin K, Boutron I, Perrodeau E, Altman DG, Ravaud P. Evolution of poor reporting and inadequate methods over time in 20 920 randomised controlled trials included in Cochrane reviews: research on research study. *BMJ*. 2017;357j2490. doi:10.1136/bmj.j2490 Cited in: PubMed; PMID 28596181.
6. Khatkar M, Dhand N. Statulator; 2014.
7. SCImago (nd). SJR — SCImago Journal & Country Rank [Portal] [Internet]. 2020 [cited 2021 Feb 22]. Available from: <https://www.scimagojr.com/journalrank.php?category=2732>
8. Ouzzani M, Hammady H, Fedorowicz Z, Elmagarmid A. Rayyan-a web and mobile app for systematic reviews. *Syst Rev*. 2016;5(1):210. doi:10.1186/s13643-016-0384-4 Cited in: PubMed; PMID 27919275.
9. ICMJE. Recommendations for the Conduct, Reporting, Editing and Publication of Scholarly Work in Medical Journals [Internet]. 2020 [cited 2020 Aug 4]. Available from: <http://www.ICMJE.org>.
10. Haddaway NR, McGuinness L. PRISMA2020: R package and ShinyApp for producing PRISMA 2020 compliant flow diagrams: Zenodo; 2020.
11. Page MJ, McKenzie JE, Bossuyt PM, Boutron I, Hoffmann TC, Mulrow CD, Shamseer L, Tetzlaff JM, Akl EA, Brennan SE, Chou R, Glanville J, Grimshaw JM, Hróbjartsson A, Lalu MM, Li T, Loder EW, Mayo-Wilson E, McDonald S, McGuinness LA, Stewart LA, Thomas J, Tricco AC, Welch VA, Whiting P, Moher D. The PRISMA 2020 statement: an updated guideline for reporting systematic reviews. *BMJ*. 2021;372n71. doi:10.1136/bmj.n71 Cited in: PubMed; PMID 33782057.